

**Finishes and Furniture
by Area**

**Semi-Public Areas
Section 4.0**

**Conference and Meeting Rooms
Lounge**

Semi-Public Areas
Conference and Meeting Rooms

Seating

Conference and Meeting Rooms *(non-historic buildings)*

FREESTYLE **by United**

Conference & Meeting Room Seating **(non-historic buildings)**

Standard Features

- Mid back 36-40" overall height
- Waterfall seat
- Synchronous seat control
- 5-Position tilt-lock with tilt tension
- Integrated lumbar support
- Pneumatic seat height
- Fully upholstered
- Adjustable height and pivoting arms
- Casters

Upgrade Options

Half loop arm - \$6.50

Full loop arm - \$6.50

Model Numbers (prices in Grade 2, 4, and 5 Fabrics)

#FS11 (w/arms):	\$215.63	\$231.00	\$256.00
#FS10 (w/out arms):	\$184.00	\$198.55	\$224.00



Finish

- Black nylon with black nylon base

Fabric Options

Grade 2

- #SF10 Rio
- #SD04 Diamond
- #AP02 Pewter
- #SF20 Sands
- #SD05 Amber
- #AP05 Hyacinth
- #SF60 Nugget
- #AP03 Moss

Grade 4 - Momentum

- #CM13 Acorn
- #CM11 Taupe
- #CM08 Ebony
- #MX13 Rum
- #RE09 Palm
- #RE15 Thyme
- #CM12 Smoke
- #CM20 Olive
- #MX07 Malt
- #RE03 Chamois
- #RE13 Sawdust
- #CM14 Maple
- #CM07 Plum
- #MX10 Olive
- #RE04 Coffee
- #RE14 Thatch

Grade 5 - Momentum

- #HU19 Hue Frothe
- #BO07 Boom Heather
- #HU03 Hue Fern
- #IM04 Impact Eggplant

**See actual finish and fabric options at the Design Center on Campus.
All prices are subject to change and do not include delivery and installation.

SUM®

by Allsteel

**Conference & Meeting Room Seating
(non-historic buildings)**

Standard Features

- High back
- Fully upholstered
- Adjustable height
- Seat slider
- Automatic adjusting lumbar support
- Automatic back tilt
- Adjustable, with pivot “t” arm
- Casters

Upgrade Options

Black with polished aluminum base::

A = \$474.73 B = \$487.30 D = \$504.44

VINYL A = \$474.73 VINYL G = \$530.73 (BRISA)

Model Numbers – Leather not available

SUM-HW: A = \$400.05 B = \$412.62 D = \$429.77

VINYL A = \$400.05 VINYL G = \$456.06 (BRISA)

Finishes

- Black with black base

Fabric Options

Grade A

- | | | |
|----------------------|------------------|----------------------|
| • #BOX12 Peat | • #BOX13 Glen | • #BOX14 Caramel |
| • #BOX16 Pepper | • #DOD11 Mink | • #DOD12 Eggplant |
| • #DOD15 Fennel | • #DOD16 Ginger | • #EMR05 Sprout |
| • #EMR07 Morel | • #EMR09 Timber | • #EMR10 Caramel |
| • #MOG95 Grape Jelly | • #MOG96 Sand | • #MOG98 Coffee Bean |
| • #MOG88 Flare | • #PNL07 Fennel | • #PNL04 Bark |
| • #PNL08 Forsythia | • #PNL15 Fuchsia | • #PNL15 Helenium |
| • #WSP17 Bone | • #WSP18 Camel | • #WSP20 Antelope |
| • #WSP21 Cappuccino | | |

Grade B

- | | | |
|----------------|------------------|----------------|
| • #NTV01 Umber | • #NTV07 Mustard | • #TER29 Stone |
| • #TER33 Plum | • #TER28 Smoke | |

Grade D - Momentum

- | | |
|----------------------------|------------------------------|
| • #EAS27 Tease Winter Plum | • #SMP29 Simplex Purple Nite |
|----------------------------|------------------------------|

Grade G

- | | | |
|---------------------|----------------------|------------------|
| • #BRS01 Black Onyx | • #BRS02 Olive | • #BRS12 Truffle |
| • #BRS10 Sage | • #BRS18 Bark | • #BRS08 Putty |
| • #BRS20 New Sand | • #BRS19 Desert Clay | • #BRS15 Salsa |



**See actual finish and fabric options at the Design Center on Campus.
All prices are subject to change and do not include delivery and installation.

Tables

Conference & Meeting Rooms *(non-historic buildings)*

MERGE® (Rectangle) No Power by Allsteel

Conference & Meeting Room Tables (non-historic buildings)

Standard Features

- t base
- Glides
- Laminate, thermofoil or wood veneer tops
- Edge profile laminate: T-mold edge
- Edge profile thermofoil: Eased edge
- Edge profile wood veneer: Waterfall edge
- Rectangle
 - 36" D x 72" L (sitting capacity - 6)
 - 36" D x 84" L (sitting capacity - 6)
 - 36" D x 96" L (sitting capacity - 8)
 - 48" D x 84" L (sitting capacity - 8)



Model Numbers (size, t base, glides)- specify other options

36" D x 72" L, laminate top: ALA3672RE/ABT24FG - \$175.68 / \$152.62

36" D x 84" L, laminate top: ALA3684RE/ABT24FG - \$243.39 / \$152.62

36" D x 96" L, laminate top: ALA3696RE/ABT24FG - \$295.00 / \$152.62

48" D x 84" L, laminate top: ALA4884RE/ABT34FG/ABAR50: \$278.16 / \$174.22 / \$49.78

36" D x 72" L, thermofoil top: AT3672RE/ABT24FG - \$286.94 / \$152.62

36" D x 84" L, thermofoil top: AT3684RE/ABT24FG - \$290.60 / \$152.62

36" D x 96" L, thermofoil top: AT3696RE/ABT24FG - \$294.63 / \$152.62

48" D x 84" L, thermofoil top: AT4884RE/ABT34FG/ABAR50 - \$376.25 / \$174.22 / \$49.78

36" D x 72" L, wood veneer top: AVF3672RE/ABT24FG - \$844.73 / \$152.62

36" D x 84" L, wood veneer top: AVF3684RE/ABT24FG - \$891.58 / \$152.62

36" D x 96" L, wood veneer top: AVF3696RE/ABT24FG - \$938.42 / \$152.62

48" D x 84" L, wood veneer top: AVF4884RE/ABT34FG/ABAR50 - \$964.78 / \$174.22 / \$49.78

Frame Finishes

- Parchment
- Champagne Metallic
- Fossil
- Gunmetal Metallic
- Black
- Platinum Metallic

Wood Veneer Finishes

- Light Cherry
- Medium Brown Cherry
- Cinnamon Cherry
- Burnished Cherry

Thermofoil Finishes

- #TF7K Auburn Cherry
- #TF33 Whitestone

Laminate Finishes

- Parchment
- Canyon Zephyr
- Pearl Mist
- Mushroom Tigris
- Desert Zephyr
- Pearl Bisque
- Beigestone
- Cinnamon
- Lodan Zephyr
- Shaker Cherry

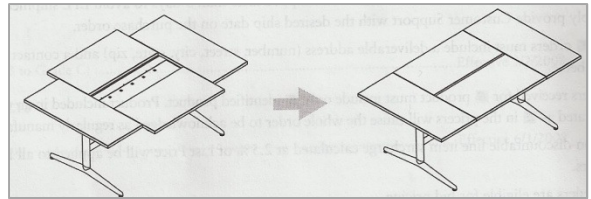

**See actual finish and fabric options at the Design Center on Campus.
All prices are subject to change and do not include delivery and installation.

MERGE® (Rectangle) with Power by Allsteel

Conference & Meeting Room Tables
(non-historic buildings)

Standard Features

- t base
- Glides
- Power bay
- Laminate, thermofoil or wood veneer tops
- Edge profile laminate: Flat edge
- Edge profile thermofoil: Eased edge
- Edge profile wood veneer: Waterfall edge
- Rectangle
 - 42" D x 72" L (sitting capacity - 6)
 - 42" D x 96" L (sitting capacity - 8)
 - 42" D x 120" L (sitting capacity - 10)



Upgrade Options

PVD (Power/voice/data wedge) - \$

Wire manger cover - \$

Model Numbers (size, t base, glides, power bay)- specify other options

42" D x 72" L, laminate top: ALM4272PR - \$

42" D x 96" L, laminate top: ALM4296PR - \$

42" D x 120" L, laminate top: ALM4220PR - \$

42" D x 72" L, thermofoil top: AT4272PR - \$

42" D x 96" L, thermofoil top: AT4296PR - \$

42" D x 120" L, thermofoil top: AT4220PR - \$

42" D x 72" L, wood veneer top: AVF4272PR - \$

42" D x 96" L, wood veneer top: AVF4296PR - \$

42" D x 120" L, wood veneer top: AVF4220PR - \$

Frame Finishes

- Parchment
- Champagne Metallic
- Fossil
- Gunmetal Metallic
- Black
- Platinum Metallic

Wood Veneer Finishes

- Light Cherry
- Medium Brown Cherry
- Cinnamon Cherry
- Burnished Cherry

Thermofoil Finishes

- #TF7K Auburn Cherry
- #TF33 Whitestone

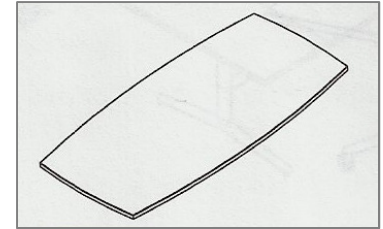
Laminate Finishes

- Parchment
- Canyon Zephyr
- Pearl Mist
- Mushroom Tigris
- Desert Zephyr
- Pearl Bisque
- Beigestone
- Cinnamon
- Loden Zephyr
- Shaker Cherry

**See actual finish and fabric options at the Design Center on Campus.
All prices are subject to change and do not include delivery and installation.

MERGE® (Arc) No Power by Allsteel

Conference & Meeting Room Tables (non-historic buildings)



Standard Features

- t base
- Glides
- Laminate, thermofoil or wood veneer tops
- Edge profile laminate: T-mold edge
- Edge profile thermofoil: Eased edge
- Edge profile wood veneer: Waterfall edge
- Arc
 - 36" D x 72" L (sitting capacity - 6)
 - 42" D x 84" L (sitting capacity - 6)
 - 48" D x 96" L (sitting capacity - 8)

Model Numbers (size, t base, glides)- specify other options

36" D x 72" L, laminate top: ALA3672CA/ABT24FG - \$196.91 / \$152.62

42" D x 84" L, laminate top: ALA4284CA/ABT34FG/ABAR50 - \$298.66 / \$174.22 / \$49.78

48" D x 96" L, laminate top: ALA4896CA/ABT34FG/ABAR58 - \$386.13 / \$174.22 / \$62.22

36" D x 72" L, thermofoil top: AT3672CA/ABT24FG - \$307.81 / \$152.62

42" D x 84" L, thermofoil top: AT4284CA/ABT34FG/ABAR50 - \$396.38 / \$174.22 / \$49.78

48" D x 96" L, thermofoil top: AT4896CA/ABT34FG/ABAR58 - \$401.50 / \$174.22 / \$62.22

36" D x 72" L, wood veneer top: AVF3672CA/ABT24FG - \$1,144.12 / \$152.62

42" D x 84" L, wood veneer top: AVF4284CA/ABT34FG/ABAR50 - \$1,205.60 / \$174.22 / \$49.78

48" D x 96" L, wood veneer top: AVF4896CA/ABT34FG/ABAR58 - \$1,257.58 / \$174.22 / \$62.22

Frame Finishes

- Parchment
- Champagne Metallic
- Fossil
- Gunmetal Metallic
- Black
- Platinum Metallic

Wood Veneer Finishes

- Light Cherry
- Medium Brown Cherry
- Cinnamon Cherry
- Burnished Cherry

Thermofoil Finishes

- #TF7K Auburn Cherry
- #TF33 Whitestone

Laminate Finishes

- Parchment
- Canyon Zephyr
- Pearl Mist
- Mushroom Tigris
- Desert Zephyr
- Pearl Bisque
- Beigestone
- Cinnamon
- Loden Zephyr
- Shaker Cherry

**See actual finish and fabric options at the Design Center on Campus.
All prices are subject to change and do not include delivery and installation.

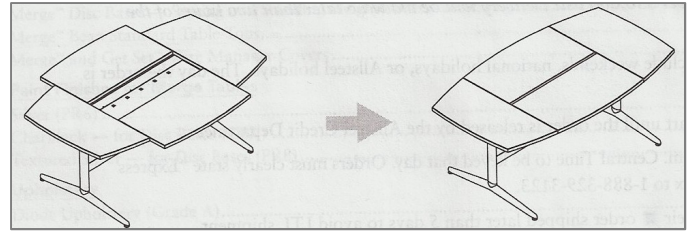
MERGE® (Arc) with Power

by Allsteel

Conference & Meeting Room Tables
(non-historic buildings)

Standard Features

- t base
- Glides
- Power bay
- Laminate, thermofoil or wood veneer tops
- Edge profile laminate: Flat edge
- Edge profile thermofoil: Eased edge
- Edge profile wood veneer: Waterfall edge
- Arc
 - 42" D x 72" L (sitting capacity - 6)
 - 42" D x 96" L (sitting capacity - 8)
 - 42" D x 120" L (sitting capacity - 10)



Upgrade Options

PVD (Power/voice/data wedge): AAP4VD2 - \$74.66

Wire manger cover: AAT2024CVR - \$29.65

Model Numbers (size, t base, glides, power bay)- specify other options

42" D x 72" L, laminate top: ALM4272PC - \$917.58

42" D x 96" L, laminate top: ALM4296PC - \$1007.98

42" D x 120" L, laminate top: ALM4220PC - \$1150.70

42" D x 72" L, thermofoil top: AT4272PC - \$867.80

42" D x 96" L, thermofoil top: AT4296PC - \$1,002.12

42" D x 120" L, thermofoil top: AT4220PC - \$1,188.04

42" D x 72" L, wood veneer top: AVF4272PC - \$2,223.46

42" D x 96" L, wood veneer top: AVF4296PC - \$2,421.09

42" D x 120" L, wood veneer top: AVF4220PC - \$2,646.18

Frame Finishes

- Parchment
- Champagne Metallic
- Fossil
- Gunmetal Metallic
- Black
- Platinum Metallic

Wood Veneer Finishes

- Light Cherry
- Medium Brown Cherry
- Cinnamon Cherry
- Burnished Cherry

Thermofoil Finishes

- #TF7K Auburn Cherry
- #TF33 Whitestone

Laminate Finishes

- Parchment
- Canyon Zephyr
- Pearl Mist
- Mushroom Tigris
- Desert Zephyr
- Pearl Bisque
- Beigestone
- Cinnamon
- Loden Zephyr
- Shaker Cherry


**See actual finish and fabric options at the Design Center on Campus.
All prices are subject to change and do not include delivery and installation.

Standard Features

- t base
- Glides
- Laminate, thermofoil or wood veneer tops
- Edge profile laminate: T-mold edge
- Edge profile thermofoil: Eased edge
- Edge profile wood veneer: Waterfall edge
- Oval
 - 36" D x 72" L (sitting capacity - 6)
 - 42" D x 84" L (sitting capacity - 6)
 - 48" D x 96" L (sitting capacity - 8)

MERGE® (Oval) No Power by Allsteel

Conference & Meeting Room Tables (non-historic buildings)



Model Numbers (size, t base, glides)- specify other options

36" D x 72" L, laminate top: ALA3672CO/ABT24FG - \$196.91 / \$152.62

42" D x 84" L, laminate top: ALA4284CO/ABT34FG/ABAR50 - \$298.66 / \$174.22 / \$49.78

48" D x 96" L, laminate top: ALA4896CO/ABT34FG/ABAR58 - \$386.13 / \$174.22 / \$62.22

36" D x 72" L, thermofoil top: AT3672CO/ABT24FG - \$307.81 / \$152.62

42" D x 84" L, thermofoil top: AT4284CO/ABT34FG/ABAR50 - \$396.38 / \$174.22 / \$49.78

48" D x 96" L, thermofoil top: AT4896CO/ABT34FG/ABAR58 - \$401.50 / \$174.22 / \$62.22

36" D x 72" L, wood veneer top: AVF3672CO/ABT24FG - \$1,240.01 / \$152.62

42" D x 84" L, wood veneer top: AVF4284CO/ABT34FG/ABAR50 - \$1,274.05 / \$174.22 / \$49.78

48" D x 96" L, wood veneer top: AVF4896CO/ABT34FG/ABAR58 - \$1,354.93 / \$174.22 / \$62.22

Custom Conference Oval - 48" D x 102" L (sitting capacity - 12) with t-legs – [Special Order Quote Required](#)

Laminate top: ALA2472RE/ABT20FG (order 2 of each) + ALA48DEND/ABT24FG (order 2 of each):
\$124.44 / \$140.18 (each) + \$212.28 / \$152.62 (each)

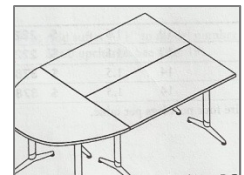
Thermofoil top: AT2472RE/ABT20FG (order 2 of each) + AT48DEND/ABT24FG (order 2 of each):
\$227.65 / \$140.18 (each) + \$212.28 / \$152.62 (each)

Wood veneer top: AVF2472RE/ABT20FG (order 2 of each) + AVF48DEND/ABT24FG (order 2 of each):
\$639.40 / \$140.18 (each) + \$580.11 / \$152.62 (each)

**Must order 4 ganging bracket packages for each configuration above: GSAGNB - \$24.52 per each pack of 2*

Frame Finishes

- Parchment
- Champagne Metallic
- Fossil
- Gunmetal Metallic
- Black
- Platinum Metallic



Wood Veneer Finishes

- Light Cherry
- Medium Brown Cherry
- Cinnamon Cherry
- Burnished Cherry

Laminate Finishes

- Parchment
- Desert Zephyr
- Mushroom Tigris
- Cinnamon
- Beigestone
- Shaker Cherry
- Loden Zephyr
- Pearl Mist
- Canyon Zephyr
- Pearl Bisque

Thermofoil Finishes

- #TF7K Auburn Cherry
- #TF33 Whitestone

**See actual finish and fabric options at the Design Center on Campus.
All prices are subject to change and do not include delivery and installation.

MERGE® (Round) No Power by Allsteel

Conference & Meeting Room Tables (non-historic buildings)



Standard Features

- x base
- Glides
- Laminate, thermofoil or wood veneer tops
- Edge profile laminate: T-mold edge
- Edge profile thermofoil: Eased edge
- Edge profile wood veneer: Waterfall edge
- Round
 - 36" (sitting capacity - 4)
 - 48" (sitting capacity - 5)

Model Numbers (size, t base, glides)- specify other options

36", laminate top: ALA36RND/ABX27FG - \$86.74 / \$121.51

48", laminate top: ALA48RND/ABX34FG - \$125.54 / \$138.35

36", thermofoil top: AT36RND/ABX27FG - \$147.13 / \$121.51

48", thermofoil top: AT48RND/ABX34FG - \$213.01 / \$138.35

36", wood veneer top: AVF36RND/ABX27FG - \$711.87 / \$121.51

48", wood veneer top: AVF48RND/ABX34FG - \$816.91 / \$138.35

Frame Finishes

- Parchment
- Champagne Metallic
- Fossil
- Gunmetal Metallic
- Black
- Platinum Metallic

Wood Veneer Finishes

- Light Cherry
- Medium Brown Cherry
- Cinnamon Cherry
- Burnished Cherry

Thermofoil Finishes

- #TF7K Auburn Cherry
- #TF33 Whitestone

Laminate Finishes

- Parchment
- Canyon Zephyr
- Pearl Mist
- Mushroom Tigris
- Desert Zephyr
- Pearl Bisque
- Beigestone
- Cinnamon
- Loden Zephyr
- Shaker Cherry

**See actual finish and fabric options at the Design Center on Campus.
All prices are subject to change and do not include delivery and installation.

WAVEWORKS® (Rectangle)
by National
Conference & Meeting Room Tables
(non-historic buildings)

Standard Features

- Panel or square base with wire access
- Laminate or wood veneer top and base
- Edge profiles: Soften wood or zip wood
- Rectangle
 - 36" D x 72" L
 - 48" D x 96" L
 - 48" D x 120" L
 - 48" D x 144" L
 - 48" D x 168" L
 - 48" D x 192" L

Upgrade Options

- One touch pivoting power grommet - \$
- Round electrical grommet - \$

Model Numbers (size, top, base)

**See following page*

Wood Veneer Finishes

- Autumn on Cherry
- Amber on Cherry
- Judicial on Walnut

Laminate Finishes

- Wilsonart #420 Sandstone
- Wilsonart #403 Chamois
- Wilsonart #425 Shadow
- Wilsonart #874 Bronze Legacy
- Wilsonart #817 Olive Legacy
- Wilsonart #873 Tawny Legacy
- Wilsonart #809 Tungsten Evolv
- Wilsonart #NLAC2 Autumn 2

- Nevamar #WW4935N Judicial Walnut
- Nevermar #WC4865N Amber



**See actual finish and fabric options at the Design Center on Campus.
All prices are subject to change and do not include delivery and installation.

WAVEWORKS® (Rectangle) – continued

by National

Conference & Meeting Room Tables
(non-historic buildings)

Model Numbers (size, top, base)- specify other options

36" D x 72" L, laminate top , panel base:

48" D x 96" L, laminate top , panel base:

48" D x 120" L, laminate top, panel base:

48" D x 144" L, laminate top, panel base:

48" D x 168" L, laminate top, panel base:

48" D x 192" L, laminate top, panel base:

36" D x 72" L, laminate top , square base:

48" D x 96" L, laminate top , square base:

48" D x 120" L, laminate top, square base:

48" D x 144" L, laminate top, square base:

48" D x 168" L, laminate top, square base:

48" D x 192" L, laminate top, square base:

36" D x 72" L, wood veneer top , panel base:

48" D x 96" L, wood veneer top , panel base:

48" D x 120" L, wood veneer top, panel base:

48" D x 144" L, wood veneer top, panel base:

48" D x 168" L, wood veneer top, panel base:

48" D x 192" L, wood veneer top, panel base:

36" D x 72" L, wood veneer top , square base:

48" D x 96" L, wood veneer top , square base:

48" D x 120" L, wood veneer top, square base:

48" D x 144" L, wood veneer top, square base:

48" D x 168" L, wood veneer top, square base:

48" D x 192" L, wood veneer top, square base:

**See actual finish and fabric options at the Design Center on Campus.
All prices are subject to change and do not include delivery and installation.

WAVEWORKS® (Boat)

by National

**Conference & Meeting Room Tables
(non-historic buildings)**

Standard Features

- Panel or square base with wire access
- Laminate or wood veneer top and base
- Edge profiles: Soften wood or zip wood
- Boat
 - 36" D x 72" L
 - 48" D x 96" L
 - 48" D x 120" L
 - 48" D x 144" L

Upgrade Options

One touch pivoting power grommet - \$
Round electrical grommet - \$

Model Numbers (size, top, base)

**See following page*

Wood Veneer Finishes

- Autumn on Cherry
- Amber on Cherry
- Judicial on Walnut

Laminate Finishes

- Wilsonart #420 Sandstone
- Wilsonart #403 Chamois
- Wilsonart #425 Shadow
- Wilsonart #874 Bronze Legacy
- Wilsonart #817 Olive Legacy
- Wilsonart #873 Tawny Legacy
- Wilsonart #809 Tungsten Evolv
- Wilsonart #NLAC2 Autumn 2

- Nevamar #WW4935N Judicial Walnut
- Nevermar #WC4865N Amber

**See actual finish and fabric options at the Design Center on Campus.
All prices are subject to change and do not include delivery and installation.

WAVEWORKS® (Boat) – continued
by National

Conference & Meeting Room Tables
(non-historic buildings)

Model Numbers (size, top, base)- specify other options

36" D x 72" L, laminate top , panel base:

48" D x 96" L, laminate top , panel base:

48" D x 120" L, laminate top, panel base:

48" D x 144" L, laminate top, panel base:

36" D x 72" L, laminate top , square base:

48" D x 96" L, laminate top , square base:

48" D x 120" L, laminate top, square base:

48" D x 144" L, laminate top, square base:

36" D x 72" L, wood veneer top , panel base:

48" D x 96" L, wood veneer top , panel base:

48" D x 120" L, wood veneer top, panel base:

48" D x 144" L, wood veneer top, panel base:

36" D x 72" L, wood veneer top , square base:

48" D x 96" L, wood veneer top , square base:

48" D x 120" L, wood veneer top, square base:

48" D x 144" L, wood veneer top, square base:

**See actual finish and fabric options at the Design Center on Campus.
All prices are subject to change and do not include delivery and installation.

WAVEWORKS® (Racetrack)
by National
Conference & Meeting Room Tables
(non-historic buildings)

Standard Features

- Panel, square, or cylinder base with wire access
- Laminate or wood veneer top and base
- Edge profiles: Soften wood or zip wood
- Racetrack
 - 36" D x 72" L
 - 48" D x 96" L
 - 48" D x 120" L
 - 48" D x 144" L
 - 48" D x 168" L
 - 48" D x 192" L

Upgrade Options

- One touch pivoting power grommet - \$
- Round electrical grommet - \$

Model Numbers (size, top, base)

**See following page*

Wood Veneer Finishes

- Autumn on Cherry
- Amber on Cherry
- Judicial on Walnut

Laminate Finishes

- Wilsonart #420 Sandstone
- Wilsonart #403 Chamois
- Wilsonart #425 Shadow
- Wilsonart #874 Bronze Legacy
- Wilsonart #817 Olive Legacy
- Wilsonart #873 Tawny Legacy
- Wilsonart #809 Tungsten Evolv
- Wilsonart #NLAC2 Autumn 2

- Nevamar #WW4935N Judicial Walnut
- Nevermar #WC4865N Amber



**See actual finish and fabric options at the Design Center on Campus.
All prices are subject to change and do not include delivery and installation.

WAVEWORKS® (Racetrack) – continued
by National
Conference & Meeting Room Tables
(non-historic buildings)

Model Numbers (size, top, base)- specify other options

36" D x 72" L, laminate top , panel base –
48" D x 96" L, laminate top , panel base –
48" D x 120" L, laminate top, panel base –
48" D x 144" L, laminate top, panel base –
48" D x 168" L, laminate top, panel base –
48" D x 192" L, laminate top, panel base -

36" D x 72" L, laminate top , square base –
48" D x 96" L, laminate top , square base –
48" D x 120" L, laminate top, square base –
48" D x 144" L, laminate top, square base –
48" D x 168" L, laminate top, square base –
48" D x 192" L, laminate top, square base –

36" D x 72" L, laminate top , cylinder base –
48" D x 96" L, laminate top , cylinder base –
48" D x 120" L, laminate top, cylinder base –
48" D x 144" L, laminate top, cylinder base –
48" D x 168" L, laminate top, cylinder base –
48" D x 192" L, laminate top, cylinder base -

36" D x 72" L, wood veneer top , panel base –
48" D x 96" L, wood veneer top , panel base –
48" D x 120" L, wood veneer top, panel base –
48" D x 144" L, wood veneer top, panel base –
48" D x 168" L, wood veneer top, panel base –
48" D x 192" L, wood veneer top, panel base -

36" D x 72" L, wood veneer top , square base –
48" D x 96" L, wood veneer top , square base –
48" D x 120" L, wood veneer top, square base –
48" D x 144" L, wood veneer top, square base –
48" D x 168" L, wood veneer top, square base –
48" D x 192" L, wood veneer top, square base -

36" D x 72" L, wood veneer top , cylinder base –
48" D x 96" L, wood veneer top , cylinder base –
48" D x 120" L, wood veneer top, cylinder base –
48" D x 144" L, wood veneer top, cylinder base –
48" D x 168" L, wood veneer top, cylinder base –
48" D x 192" L, wood veneer top, cylinder base –

**See actual finish and fabric options at the Design Center on Campus.
All prices are subject to change and do not include delivery and installation.

WAVEWORKS® (Round)

by National

Conference & Meeting Room Tables
(non-historic buildings)

Standard Features

- cylinder or four star base
- static or mobile
- Laminate or wood veneer top and base
- Edge profiles: Soften wood or zip wood
- Round 36", 42" or 48"

Model Numbers (size, top, base)

****See following page***

Four star base finishes

- Platinum Metallic
- Satin Nickel Metallic
- Cinder

Wood Veneer Finishes

- Autumn on Cherry
- Amber on Cherry
- Judicial on Walnut

Laminate Finishes

- Wilsonart #420 Sandstone
- Wilsonart #425 Shadow
- Wilsonart #817 Olive Legacy
- Wilsonart #809 Tungsten Evolv
- Nevamar #WW4935N Judicial Walnut
- Wilsonart #403 Chamois
- Wilsonart #874 Bronze Legacy
- Wilsonart #873 Tawny Legacy
- Wilsonart #NLAC2 Autumn 2
- Nevermar #WC4865N Amber



****See actual finish and fabric options at the Design Center on Campus.
*All prices are subject to change and do not include delivery and installation.***

WAVEWORKS® (Round) - continued
by National

Conference & Meeting Room Tables
(non-historic buildings)

Model Numbers (size, top, base, static or mobile)- specify other options

36", laminate top, cylinder base –

42", laminate top, cylinder base –

48", laminate top, cylinder base -

36", laminate top, four star, static –

42", laminate top, four star, static –

48", laminate top, four star, static -

36", laminate top, four star, mobile –

42", laminate top, four star, mobile –

48", laminate top, four star, mobile -

36", wood veneer top, cylinder base –

42", wood veneer top, cylinder base –

48", wood veneer top, cylinder base -

36", wood veneer top, four star base, static –

42", wood veneer top, four star base, static –

48", wood veneer top, four star base, static -

36", wood veneer top, four star base, mobile –

42", wood veneer top, four star base, mobile –

48", wood veneer top, four star base, mobile –

**See actual finish and fabric options at the Design Center on Campus.
All prices are subject to change and do not include delivery and installation.

ESCALADE® (Rectangle)

by National

**Conference & Meeting Room Tables
(non-historic buildings)**

Standard Features

- Panel or square base with wire access
- Wood veneer top and base
- Edge profile: Escalade wood rim
- Escalade base molding
- Rectangle
 - 36" D x 72" L
 - 48" D x 96" L
 - 48" D x 120" L
 - 48" D x 144" L
 - 48" D x 168" L
 - 48" D x 192" L

Upgrade Options

One touch pivoting power grommet - \$

Round electrical grommet - \$

Model Numbers (size, top, base)- specify other options

36" D x 72" L, wood veneer top , panel base –

48" D x 96" L, wood veneer top , panel base –

48" D x 120" L, wood veneer top, panel base –

48" D x 144" L, wood veneer top, panel base –

48" D x 168" L, wood veneer top, panel base –

48" D x 192" L, wood veneer top, panel base -

36" D x 72" L, wood veneer top , square base –

48" D x 96" L, wood veneer top , square base –

48" D x 120" L, wood veneer top, square base –

48" D x 144" L, wood veneer top, square base –

48" D x 168" L, wood veneer top, square base –

48" D x 192" L, wood veneer top, square base -

Wood Veneer Finishes

- Autumn on Cherry
- Amber on Cherry
- Judicial on Walnut

**See actual finish and fabric options at the Design Center on Campus.
All prices are subject to change and do not include delivery and installation.

ESCALADE® (Boat)

by National

**Conference & Meeting Room Tables
(non-historic buildings)**

Standard Features

- Panel or square base with wire access
- Wood veneer top and base
- Edge profile: Escalade wood rim
- Escalade base molding
- Boat
 - 36" D x 72" L
 - 48" D x 96" L
 - 48" D x 120" L
 - 48" D x 144" L

Upgrade Options

One touch pivoting power grommet - \$

Round electrical grommet - \$

Model Numbers (size, top, base)- specify other options

36" D x 72" L, wood veneer top , panel base –

48" D x 96" L, wood veneer top , panel base –

48" D x 120" L, wood veneer top, panel base –

48" D x 144" L, wood veneer top, panel base –

36" D x 72" L, wood veneer top , square base –

48" D x 96" L, wood veneer top , square base –

48" D x 120" L, wood veneer top, square base –

48" D x 144" L, wood veneer top, square base -

Wood Veneer Finishes

- Autumn on Cherry
- Amber on Cherry
- Judicial on Walnut

**See actual finish and fabric options at the Design Center on Campus.
All prices are subject to change and do not include delivery and installation.

ESCALADE® (Racetrack)

by National

**Conference & Meeting Room Tables
(non-historic buildings)**

Standard Features

- Panel, square, or cylinder base with wire access
- Wood veneer top and base
- Edge profiles: Soften wood or zip wood
- Racetrack
 - 36" D x 72" L
 - 48" D x 96" L
 - 48" D x 120" L
 - 48" D x 144" L
 - 48" D x 168" L
 - 48" D x 192" L

Upgrade Options

One touch pivoting power grommet - \$

Round electrical grommet - \$

Model Numbers (size, top, base)- specify other options

36" D x 72" L, wood veneer top , panel base –

48" D x 96" L, wood veneer top , panel base –

48" D x 120" L, wood veneer top, panel base –

48" D x 144" L, wood veneer top, panel base –

48" D x 168" L, wood veneer top, panel base –

48" D x 192" L, wood veneer top, panel base -

36" D x 72" L, wood veneer top , square base –

48" D x 96" L, wood veneer top , square base –

48" D x 120" L, wood veneer top, square base –

48" D x 144" L, wood veneer top, square base –

48" D x 168" L, wood veneer top, square base –

48" D x 192" L, wood veneer top, square base -

36" D x 72" L, wood veneer top , cylinder base –

48" D x 96" L, wood veneer top , cylinder base –

48" D x 120" L, wood veneer top, cylinder base –

48" D x 144" L, wood veneer top, cylinder base –

48" D x 168" L, wood veneer top, cylinder base –

48" D x 192" L, wood veneer top, cylinder base -

Wood Veneer Finishes

- Autumn on Cherry
- Amber on Cherry
- Judicial on Walnut

**See actual finish and fabric options at the Design Center on Campus.*

**All prices are subject to change and do not include delivery and installation.*

ESCALADE® (Round)
by National

Conference & Meeting Room Tables
(non-historic buildings)

Standard Features

- cylinder or four star base
- static or mobile
- Wood veneer top and base
- Edge profiles: Soften wood or zip wood
- Round 36", 42" or 48"

Model Numbers (size, top, base, static or mobile)- specify other options

36", wood veneer top, cylinder base –

42", wood veneer top, cylinder base –

48", wood veneer top, cylinder base -

36", wood veneer top, four star base, static –

42", wood veneer top, four star base, static –

48", wood veneer top, four star base, static -

36", wood veneer top, four star base, mobile –

42", wood veneer top, four star base, mobile –

48", wood veneer top, four star base, mobile -

Four star base finishes

- Platinum Metallic
- Satin Nickel Metallic
- Cinder

Wood Veneer Finishes

- Autumn on Cherry
- Amber on Cherry
- Judicial on Walnut

**See actual finish and fabric options at the Design Center on Campus.
All prices are subject to change and do not include delivery and installation.

Semi-Public Areas Lounge

Faculty Common Areas/Secondary Waiting Areas

Seating

Lounge
(non-historic buildings)



RENO – One-seat Lounge
by National
Lounge Seating (non-historic buildings)



Standard Features

- With or without tablet arm
- Fully upholstered
- Satin nickel leg or casters

Model Numbers (prices in Grade 1 and 2 Fabrics)

1-seat lounge: #N32AA - \$547.00 \$582.00
 1-seat lounge: #QN32AA - \$547.00 \$582.00
 (Quick ship)

Mobile 1-seat lounge: #N32BB - \$598.00 \$634.00
 1-seat lounge, w/ tablet: #N32CC - \$676.00 \$711.00
 Mobile 1-seat lounge, w/ tablet: #N32DD - \$722.00 \$758.00



Tablet

- Black

Fabric Options

Grade 1

- #5369 Chocolate Shake
- #10205 Mocha
- #10120 Trophy
- #0348 Amboy
- #0311 Sage Brush
- #5392 Convertible
- #10201 Coin
- #10137 Victory Lap
- #0304 Detour
- #0344 Devil's Elbow
- #5321 T-bird
- #10195 Pole Position
- #10179 Winnings
- #0347 Mustang Corral

Grade 2

- #20050 Camel
- #20011 Sand
- #22185 Nighthawk
- #22145 Buckskin
- #21111 Villa
- #3947 Canterbury
- #20045 Chocolate
- #22101 Cactus
- #22123 Sierra
- #22177 Canyon
- #21112 Cabernet
- #3924 Belgrade
- #20069 Grape
- #22147 Mesa
- #22115 Tumbleweed
- #21107 Sicily
- #21109 Eggplant
- #3982 Wells

**See actual finish and fabric options at the Design Center on Campus.
 All prices are subject to change and do not include delivery and installation.



RENO – 2 ½ seat Lounge
by National
Lounge Seating (non-historic buildings)



Standard Features

- Fully upholstered
- Satin nickel legs

Model Numbers (prices in Grade 1 and 2 Fabrics)

2 ½ seat lounge: #N32HH - \$728.00 \$783.00

Fabric Options

Grade 1

- #5369 Chocolate Shake
- #10205 Mocha
- #10120 Trophy
- #0348 Amboy
- #0311 Sage Brush
- #5392 Convertible
- #10201 Coin
- #10137 Victory Lap
- #0304 Detour
- #0344 Devil's Elbow
- #5321 T-bird
- #10195 Pole Position
- #10179 Winnings
- #0347 Mustang Corral

Grade 2

- #20050 Camel
- #20011 Sand
- #22185 Nighthawk
- #22145 Buckskin
- #21111 Villa
- #3947 Canterbury
- #20045 Chocolate
- #22101 Cactus
- #22123 Sierra
- #22177 Canyon
- #21112 Cabernet
- #3924 Belgrade
- #20069 Grape
- #22147 Mesa
- #22115 Tumbleweed
- #21107 Sicily
- #21109 Eggplant
- #3982 Wells

**See actual finish and fabric options at the Design Center on Campus.
All prices are subject to change and do not include delivery and installation.



RENO – Ottoman
by National
Lounge Seating (non-historic buildings)



Standard Features

- Fully upholstered
- Satin nickel legs

Model Numbers (prices in Grade 1 and 2 Fabrics)

Ottoman: #N32KK - \$214.00 \$224.00

Fabric Options

Grade 1

- #5369 Chocolate Shake
- #10205 Mocha
- #10120 Trophy
- #0348 Amboy
- #0311 Sage Brush
- #5392 Convertible
- #10201 Coin
- #10137 Victory Lap
- #0304 Detour
- #0344 Devil's Elbow
- #5321 T-bird
- #10195 Pole Position
- #10179 Winnings
- #0347 Mustang Corral

Grade 2

- #20050 Camel
- #20011 Sand
- #22185 Nighthawk
- #22145 Buckskin
- #21111 Villa
- #3947 Canterbury
- #20045 Chocolate
- #22101 Cactus
- #22123 Sierra
- #22177 Canyon
- #21112 Cabernet
- #3924 Belgrade
- #20069 Grape
- #22147 Mesa
- #22115 Tumbleweed
- #21107 Sicily
- #21109 Eggplant
- #3982 Wells

**See actual finish and fabric options at the Design Center on Campus.
All prices are subject to change and do not include delivery and installation.

Tables

Lounge
(non-historic buildings)

MYRIAD – Occasional Tables
by National
Lounge Tables (non-historic buildings)



Standard Features

- Cube or cylinder style
- End table
- Coffee table

Model Numbers

Cube, 24x24 end table, wood:	#91NA2424CUW - \$345.00
Cube, 24x24 end table, laminate:	#91NA2424CUL - \$211.00
Cube, 36x36 coffee table, wood:	#91NA3636MGUW - \$436.00
Cube, 36x36 coffee table, laminate:	#91NA3636MGUL - \$291.00
Cube, 24x48 magazine table, wood:	#91NA2448MGTW - \$436.00
Cube, 24x48 magazine table, laminate:	#91NA2448MGTL - \$291.00
Cylinder, 24 dia. end table, wood:	#91NA2424CYW - \$345.00
Cylinder, 24 dia. end table, laminate:	#91N2424CYL - \$211.00
Cylinder, 36 dia. coffee table, wood:	#91NA3636MGYW - \$465.00
Cylinder, 36 dia. coffee table, laminate:	#91NA3636MGYL - \$316.00

Optional glass tops:

For cylinder tables – end:	#91N2424RDGK - \$284.00
For cylinder tables – coffee:	#91N3636RDGK - \$426.00
For cube tables – end:	#91N2424SQGK - \$203.00
For cube tables – coffee:	#91N3636SQGK - \$284.00
For cube tables – magazine table:	#91N2448SQGK - \$284.00

Wood Veneer Finish

- AC Autumn
- MC Amber
- DW Judicial

Laminate Finish

- AC2 Autumn
- MC Amber
- 419 Wallaby
- 425 Shadow

**See actual finish and fabric options at the Design Center on Campus.
All prices are subject to change and do not include delivery and installation.