

Support of Campus Carry at Stephen F. Austin State University

By Ashlyn Reece
Sponsor Dr. Ryan Phelps

Appendix A

Thank you for agreeing to participate in this anonymous survey. Your answers in no way will be matched to you. It is important for you to answer the questions honestly to the best of your ability. Your answers will be used to study the factors that determine student opinion.

What is your current age? _____ Gender? M / F

Have you ever smoked regularly? Y / N

Please describe the area that you remember the most growing up.

(Circle one) City Suburban Country

Have you or has anyone close to you been a victim of a violent crime? Y / N

Do you prefer a Mac or PC computers? MAC / PC

I (Totally **against**) -----5(Neutral)-----10(Completely **in favor**)

On a scale of 1-10, how strongly do you **support** concealed carry on-campus? _____

On a scale of 1-10, how strongly do you **support** the right for citizens to possess handguns? _____

On a scale of 1-10, how strongly do you **support** the military? _____

While growing up, did your family hunt regularly? Y / N

While growing up, did your family engage in sport shooting? Y / N

Does anyone in your immediate family work in law enforcement? Y / N

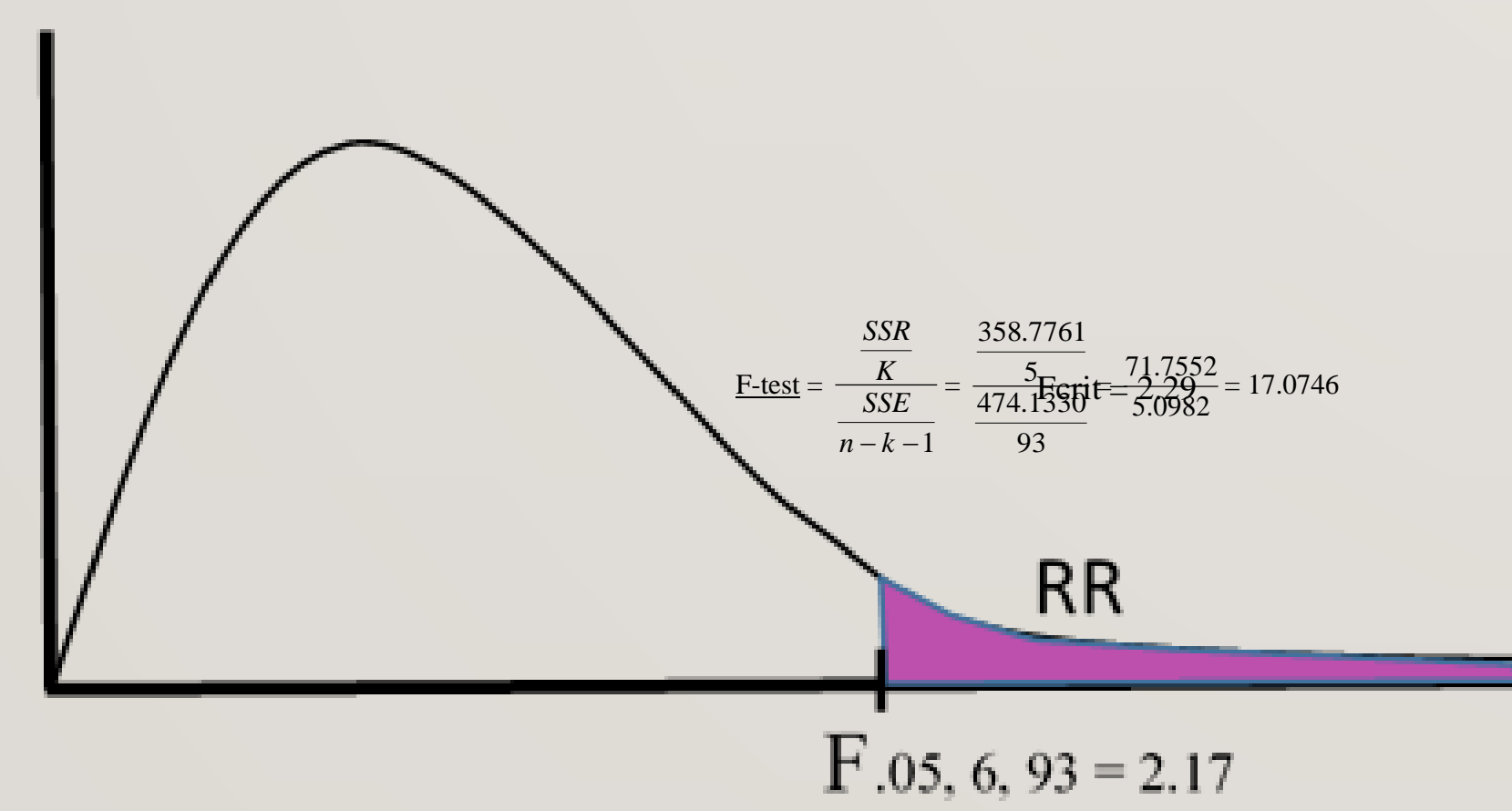
As best as you can remember, at what age did you first fire a gun? _____

What political party best describes you? (Democrat, Republican, Libertarian, Specify Other)

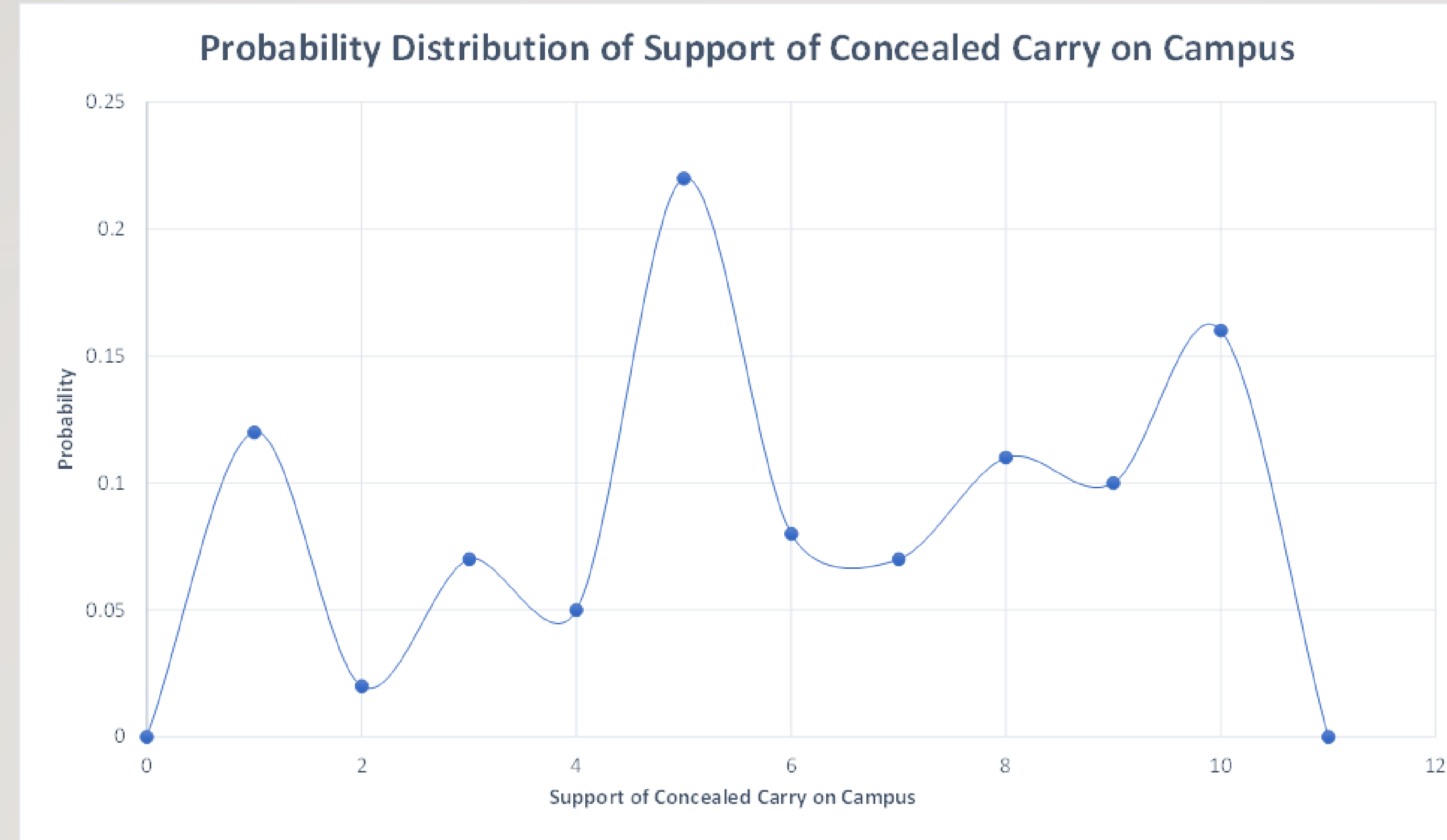
Which major racial group do you most identify with?

- a) White / Caucasian
- b) Black / African American
- c) Hispanic
- d) Asian / Pacific Islander
- e) None of the above

	Mean	Std. Dev.	Min.	Max.	Count
Support of Campus Carry	5.93	2.93	0.00	10.00	100
Age	20.59	3.86	18.00	54.00	100
Male	0.40	0.49	0.00	1.00	100
Have smoked	0.21	0.41	0.00	1.00	100
City	0.37	0.49	0.00	1.00	100
Suburban	0.32	0.47	0.00	1.00	100
Violent Crime	0.30	0.46	0.00	1.00	100
Mac	0.53	0.50	0.00	1.00	100
Support of Citizen Possession	8.24	2.28	1.00	10.00	100
Support of Military	8.90	1.79	3.00	10.00	100
Hunt	0.29	0.46	0.00	1.00	100
Sport Shooting	0.31	0.46	0.00	1.00	100
Law Enforcement	0.30	0.46	0.00	1.00	100
Age First Fired	7.94	6.11	0.00	20.00	100
Democrat	0.38	0.49	0.00	1.00	100
Libertarian	0.10	0.30	0.00	1.00	100
Other	0.13	0.34	0.00	1.00	100
Black	0.23	0.42	0.00	1.00	100
Hispanic	0.13	0.34	0.00	1.00	100
Asian	0.02	0.14	0.00	1.00	100



We are 95% confident that our model taken as a whole helps explain variation in student support for concealed carry on campus.



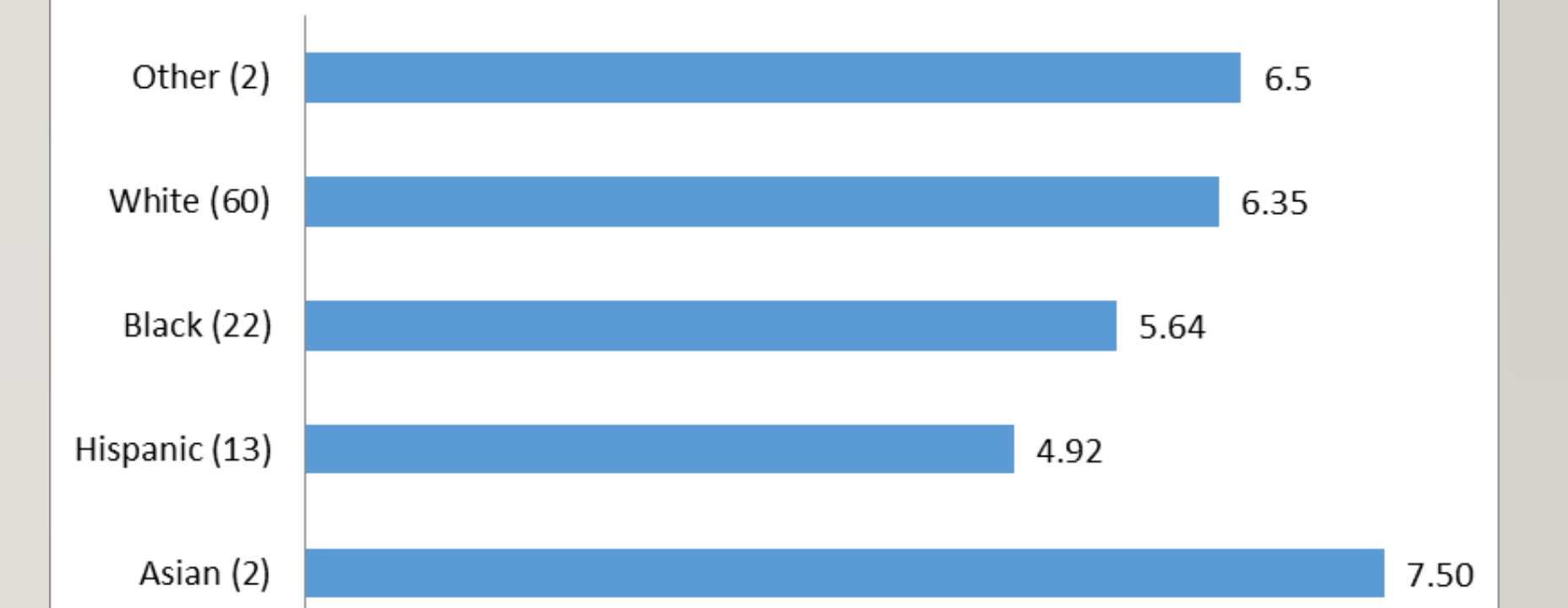
SUMMARY OUTPUT

Regression Statistics	
Multiple R	0.6104
R Square	0.3725
Adjusted R Square	0.3321
Standard Error	2.3983
Observations	100

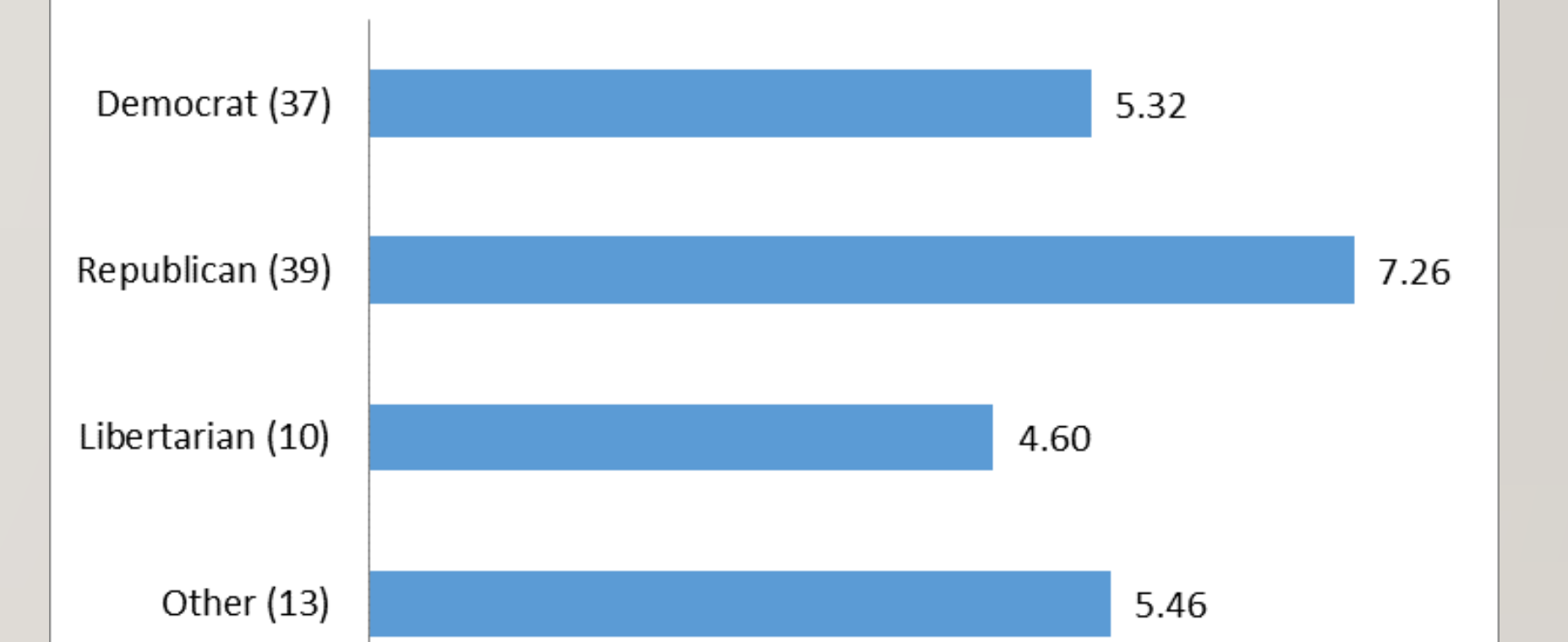
Regression Results

	Coefficients	StdError	t Stat	P-value	Lower 95%	Upper 95%
Intercept	0.1893	0.9374	0.2020	0.8404	-1.6721	2.0508
Citizen Possession	0.5516	0.1188	4.6410	0.0000	0.3156	0.7876
Have smoked	0.5803	0.6268	0.9258	0.3569	-0.6644	1.8249
Country	0.2667	0.5841	0.4566	0.6490	-0.8932	1.4266
Mac	0.5411	0.5041	1.0732	0.2859	-0.4601	1.5422
Sport Shooting	0.9280	0.5713	1.6243	0.1077	-0.2065	2.0624
Republican	1.0683	0.5349	1.9971	0.0487	0.0060	2.1306

Support of CCC Based on Race



Support of CCC Base on Political Party



	Age	Male	Have smoked	City	Suburban	Violent Crime	Citizen Possession	Mac	Military Support	Sport Shooting	Age First Fired	Democrat	Libertarian	Other	Black	Hispanic	Asian
Support of Campus Carry	0.095	1.000	0.000	0.000	0.000	0.000	0.000	0.000	0.000	0.000	0.000	0.000	0.000	0.000	0.000	0.000	0.000

	Campus Carry	Citizen Possession	Military Support	Sport Shooting	Republican	Mac
Campus Carry	1					
Citizen Possession	0.580	1				
Military Support	0.340	0.278	1			
Sport Shooting	0.328	0.287	0.071	1		
Mac	0.158	0.087	0.061	-0.143	1	
Republican	0.341	0.277	0.272	0.283	-0.014	1

Variable	Intercept	Citizen Possession	Have Smoked	Country	Mac	Sport Shooting	Republican
Response	1	10	0	1	0	1	1
Outcome	0.1893	5.516	0	2667	0	9280	1.0683

Predictions for Group Member 3
Predicted Support (7.9) $0.1893 + 0.5516(10) + 0.5803(0) + 0.2667(1) + 0.5411(0) + 0.9280(1) + 1.0683(1)$
Based on our model of support for campus carry Group Member 3 support should be 7.9 on the scale of 1-10. This is very close to what she answered on her survey, her support of campus carry was an 8.