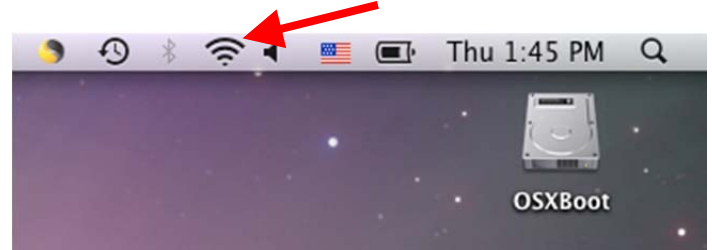


Connecting to the SFA Wireless with Apple Macintosh OSX (10.5) Leopard (Uses WPA2-PSK)

1. Click on the Airport Icon in the upper right corner and select, "SFA-Wireless".



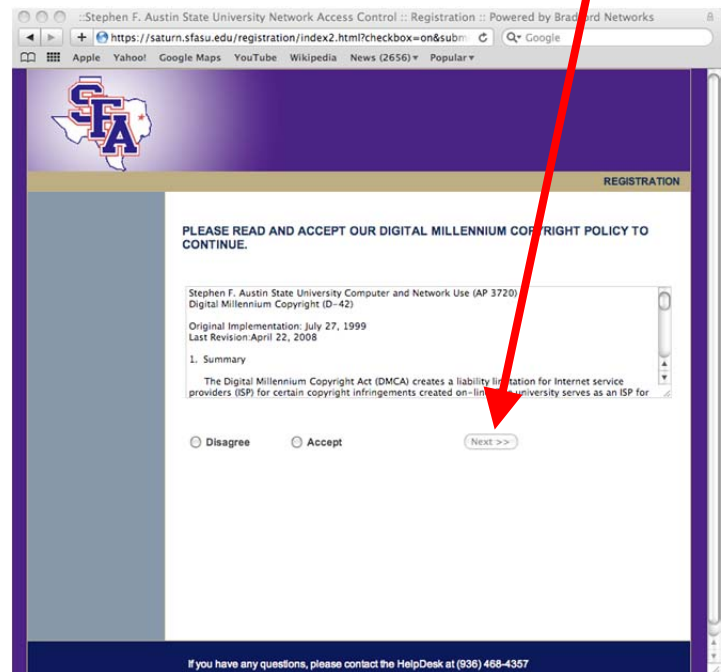
3. Once connected, the Airport Icon will be made of dark black lines instead of gray ones.



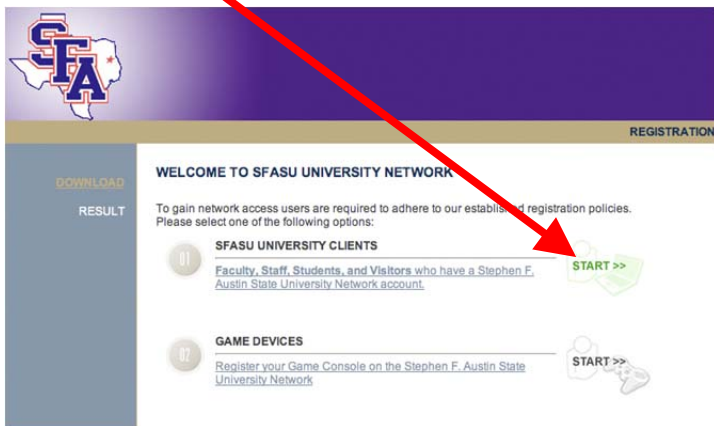
2. Enter the SFA-Wireless WEP password, which is, "golumberjacks" (13 Characters, all lower-case, no spaces). Check, "Show password" and "Remember this network".



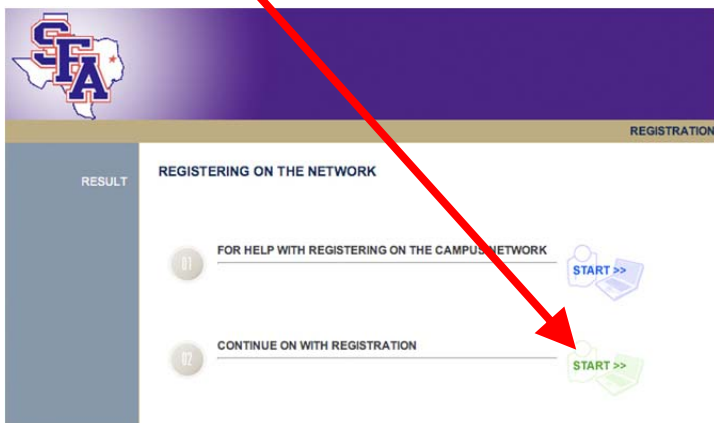
4. Open Safari (Or other web browser) and try to go to any website. You should automatically connect to the SFA Registration System. Accept the SFA Network Acceptable use policy, click, "Next" and then accept the Digital Millennium Copyright Policy and click, "Next".



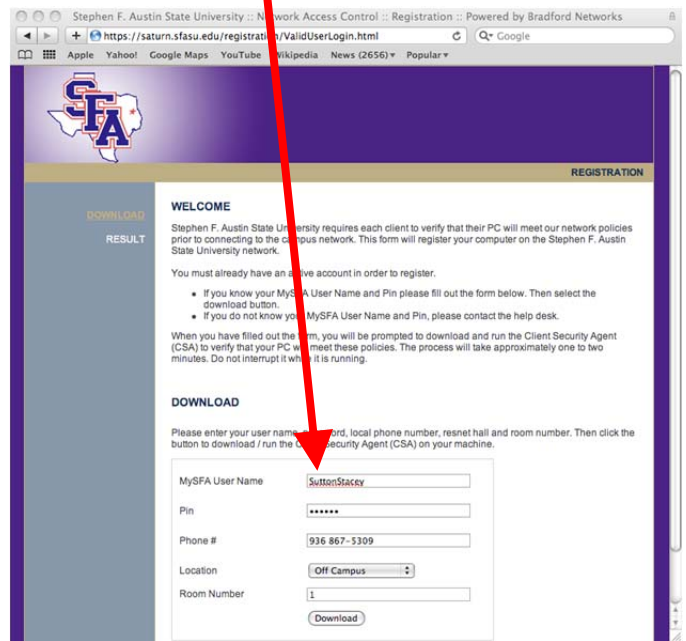
5. Click on, "START" next to, "SFASU University Clients".



6. Click on, "START" next to, "Continue on with registration".



7(a). Fill out Registration Information.

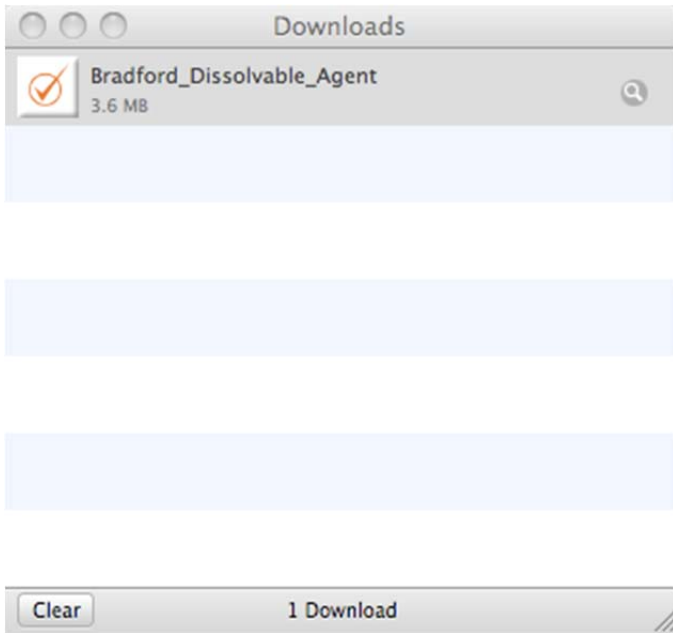


7(b). Use your MySFA Username and password to authenticate. For phone use any number that can be used to contact you. For location, select the on-campus building that you live or work in or select, "Off Campus". If you do not have a Room Number, just enter, "1". Then click, "Download".

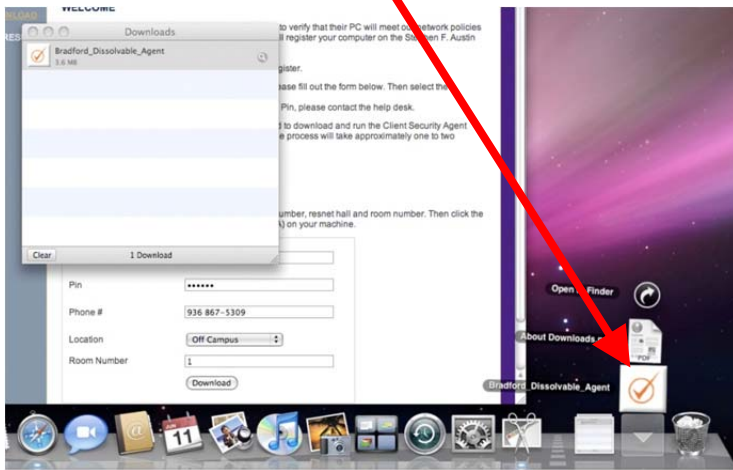
NOTE: You will now be asked to download and run a file. Different web browsers will handle this file differently. This file will not make any changes to your system. It will simply report the MAC address of your system to the server.

MySFA User Name	<input type="text" value="SuttonStacey"/>
Pin	<input type="text" value="*****"/>
Phone #	<input type="text" value="936 867-5309"/>
Location	<input type="text" value="Off Campus"/>
Room Number	<input type="text" value="1"/>
	<input type="button" value="Download"/>

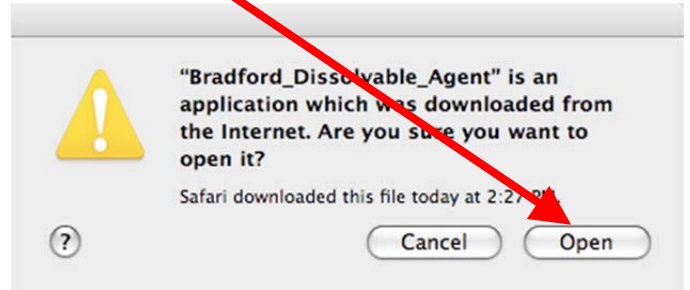
8. Your browser will indicate that the Bradford_Dissolvable_Agent had been downloaded



9. Click on the download file to run it. By default, the Bradford_Dissolvable_Agent will be located in the Downloads folder, located on the far-right side of the Dock. Run the Bradford_Dissolvable_Agent.



10. When prompted, confirm that you want to open Bradford_Dissolvable_Agent.



11. The registration process takes just over one minute. Once complete, you will be connected to the internet.

