

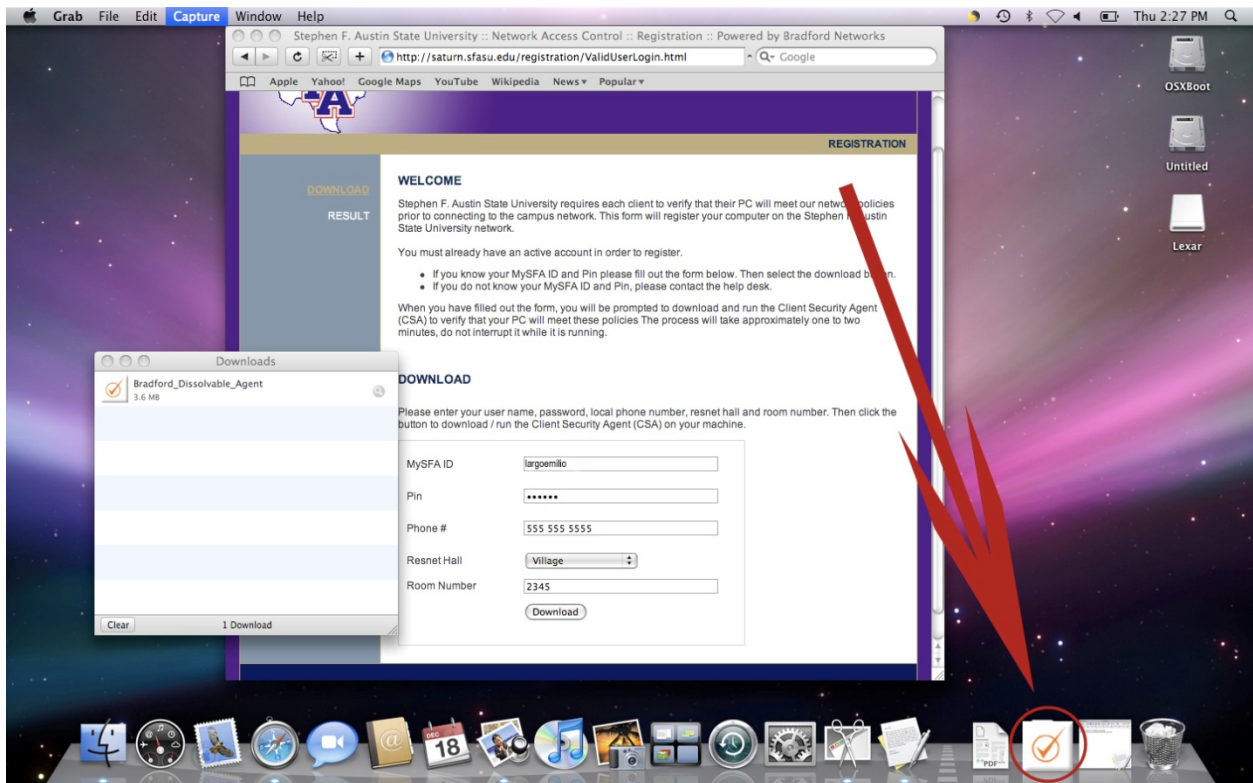
## DOWNLOAD INSTRUCTION – Macintosh OS X (10.5) Leopard using the Safari Web Browser

### 1. Client Security Agent (CSA) Download

Please enter your mySFA user name, password, and select your device type. Then click the button to download the Client Security Agent (CSA) on your machine.

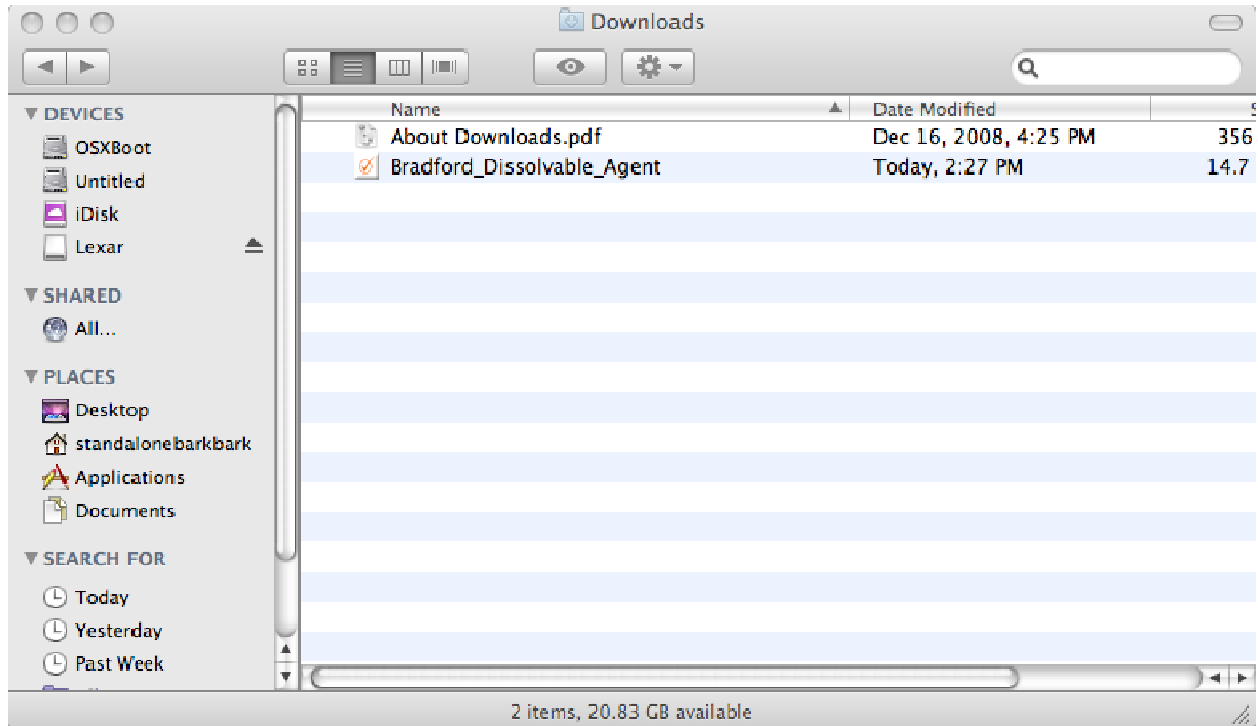
### 2. Save Client Security Agent (CSA)

Safari will download the file “Bradford\_Dissolvable\_Agent” to the default location. You can access the file by clicking on the “Downloads” shortcut just to the left of the trashcan on the Dock.



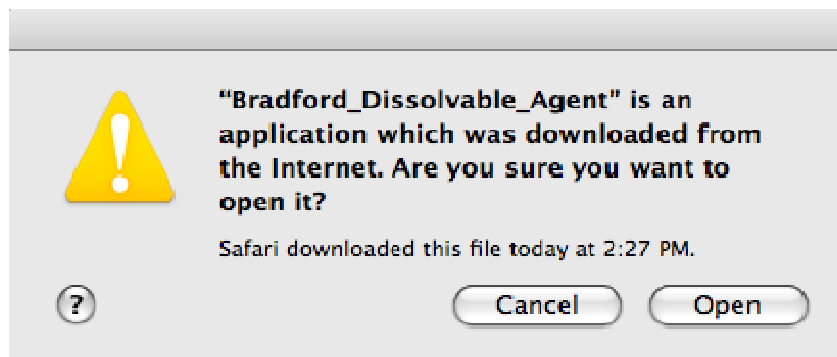
### 3. Run Client Security Agent (CSA)

Once the download of the application is complete, double-click on the file (named, "Bradford\_Dissolvable\_Agent") to execute the application.



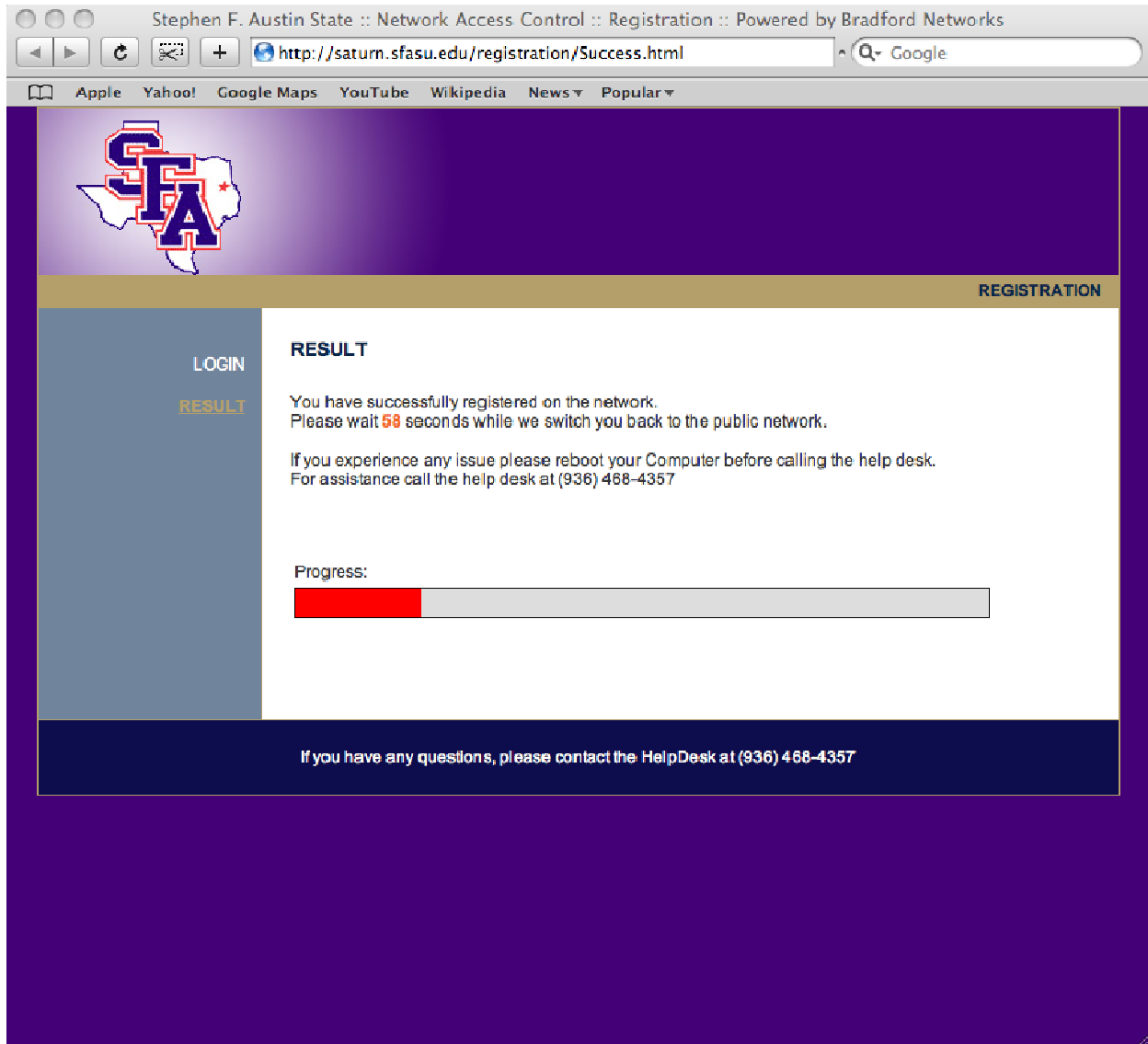
### 5. Safari Security Warning

Click on, "Open" to continue.



## 6. Running Client Security Agent (CSA)

You can see the message in the status bar while the CSA is running.



The screenshot shows a web browser window with the following details:

- Browser Title:** Stephen F. Austin State :: Network Access Control :: Registration :: Powered by Bradford Networks
- Address Bar:** <http://saturn.sfasu.edu/registration/Success.html>
- Navigation Bar:** Apple, Yahoo!, Google Maps, YouTube, Wikipedia, News, Popular
- Page Header:** SFASU logo (a map of Texas with 'SFA' overlaid) and the word "REGISTRATION" in the top right corner.
- Left Sidebar:** A vertical menu with "LOGIN" and "RESULT" (highlighted in orange).
- Main Content Area:**
  - RESULT**
  - Text: "You have successfully registered on the network. Please wait 58 seconds while we switch you back to the public network."
  - Text: "If you experience any issue please reboot your Computer before calling the help desk. For assistance call the help desk at (936) 468-4357"
  - Text: "Progress:"
  - A progress bar with a red segment on the left and a grey segment on the right.
- Footer:** "If you have any questions, please contact the HelpDesk at (936) 468-4357"

## 7. Registration is complete.

If you have any further problems, contact the Technical Support Center at (936) 468-4357.