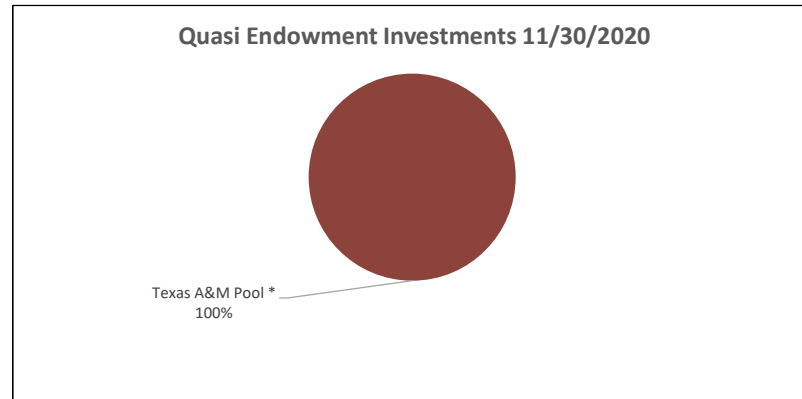



Stephen F. Austin State University
Quasi Endowment Funds - Quarterly Investment Report
For Period ending November 30, 2020

Agency/Description	Beginning Book Value	Beginning Market Value	Deposits	Interest	Change in Accrued Interest	Realized Gain/(Loss)	Unrealized Gain/(Loss)	Distributions	Ending Book Value	Ending Market Value	Est QTD Return	Est FYTD Return
Operating Short-Intermediate												
Total Operating Short-Intermediate	-	-	-	-	-	-	-	-	-	-		
Operating Long Term												
Texas A&M Pool *	6,255,922.05	7,476,837.16	-	20,180.67	-	43,161.60	289,917.92	(8,934.68)	6,310,329.64	7,821,162.67	4.87%	4.87%
Total Operating Long Term	6,255,922.05	7,476,837.16	-	20,180.67	-	43,161.60	289,917.92	(8,934.68)	6,310,329.64	7,821,162.67	4.87%	4.87%
Total Operating Investments	6,255,922.05	7,476,837.16	-	20,180.67	-	43,161.60	289,917.92	(8,934.68)	6,310,329.64	7,821,162.67	4.87%	4.87%


* Funds invested with the Texas A&M Pool are exempt from requirements of the Public Funds Investment Act based on Sec. 2256.004 (a)(3) of the Texas Government Code. Authorization to pool funds with another institution of higher education is found in Sec. 51.0031 of the Texas Education Code.



This report is prepared in compliance with Generally Accepted Accounting Principles, the University's Investment policy 3.21 and the Public Funds Investment Act (Chapter 2256., Texas Government Code).



 Danny R. Gallant, Ph.D.
 Vice President for Finance and Administration



 Judith Kruwell, CPA
 Associate VP Financial and Administrative Svcs



 Michaelya Greene, CPA
 Director of Administrative Services