


1



One-Part Commercial Block

2



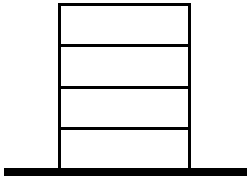
Two-Part Commercial Block

3




Enframed Window Wall

4



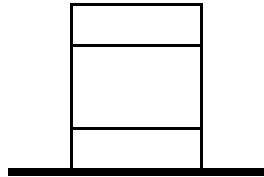
Stacked Vertical Block

5




Two-Part Vertical Block

6




Three-Part Vertical Block

7



Temple Front

8



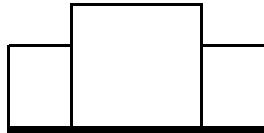
Vault

9




Enframed Block

10



Central Block with Wings

11



Arcaded Block

1. The one-part commercial block has a single story lower zone.

2. The two-part commercial block for small and moderate-sized commercial buildings throughout the country. Generally limited to structures of two to four stories, this type is characterized by a horizontal division into two distinct zones.

3. The type is visually unified by enframing the large center section with a wide and often continuous border, which is treated as a single compositional unit. For surrounds that enframe a facade of one, two or three stories, the width of a front is usually at least twice as great as most individual bays of the one and two-part commercial block.

4. Used for buildings with five or more stories, the type has at least three horizontal divisions. Each section is treated in a different manner, and none of them receives appreciably more emphasis than the others.

5. The essential difference between the two zones is the size of the upper zone and the emphasis it receives. The two-part vertical block must be at least four stories high to possess a sufficient sense of verticality.

6. The three-part vertical block is identical to the two-part vertical block except that it has a distinct upper zone of generally one to three stories. Thus, the composition is analogous to the divisions of a classical column: base, shaft and capital.

7. With facades derived from the temples of Greek and Roman antiquity and treated as one compositional unit, temple- from buildings are generally two or three stories high.

8. Generally two to three stories high, the vault has a facade penetrated by a large, tall and comparatively narrow center opening and sometimes by much smaller ones on either side. The distinguishing motif is somewhat similar to the enframed window wall, yet the visual effect is quite different.

9. The enframed block is generally two or three stories high with most of the facade punctuated suggestive classical elements. This main section is bracketed by much narrower end bays, more or less equal in height, to form a continuous wall plane.

10. The central block with wings is characterized by a facade generally two to four stories high with a projecting center section and subordinate flanking units that are at least half as wide and are often much wider. All three parts may read as a single mass, with a projecting centerpiece in the form of a classical portico, or as three related masses with the central one extending both out from and above the wings.

11. Characterized by a series of tall, evenly spaced, round- arched openings extending across a wide facade with no separate bracketing elements at the ends, the arcaded block is generally two or three stories high.