



# Stephen F. Austin State University

## 2014-2015 School of Human Sciences Senior Exit Survey Report

Office of Student Learning and Institutional Assessment  
January 2015

STEPHEN F. AUSTIN STATE UNIVERSITY



# Stephen F. Austin State University Senior Exit Survey Report

AY 2014 (Fall 2013 – Summer 2014)

## School of Human Sciences

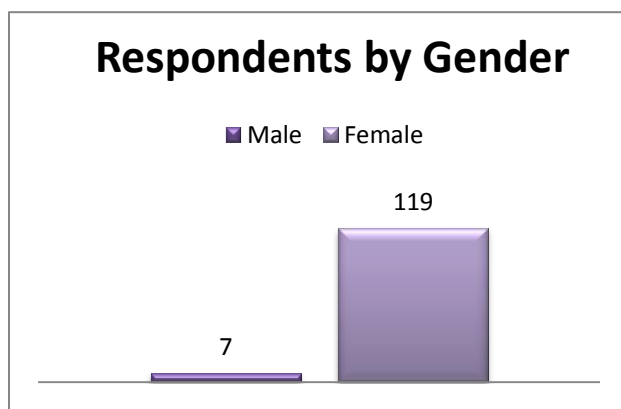
### Senior Exit Survey Fall 2014-Summer 2015

The Senior Exit Survey was delivered electronically to students' SFA e-mail address via Qualtrics. There were a total of 2109 undergraduate seniors in the academic year of 2014-2015. A total of 1485 senior students completed the survey at SFASU. The overall University response rate was 70.4%. In the School of Human Sciences, 126 seniors completed the survey. The respondents were mostly White (58.7%) and female (94.4%).

The following results are based on the responses of only the students who reported they were part of the School of Human Sciences. Results are divided into two sections, those from the answers to questions regarding the University overall, and those regarding the School of Human Sciences & PCOE specifically. They are presented in that order.

**Demographics.** Below is the breakdown of respondents by gender (Figure 1), race (Figure 2), and major (Figure 3) in the School of Human Sciences.

Figure 1





# Stephen F. Austin State University Senior Exit Survey Report

AY 2014 (Fall 2013 – Summer 2014)

Figure 2

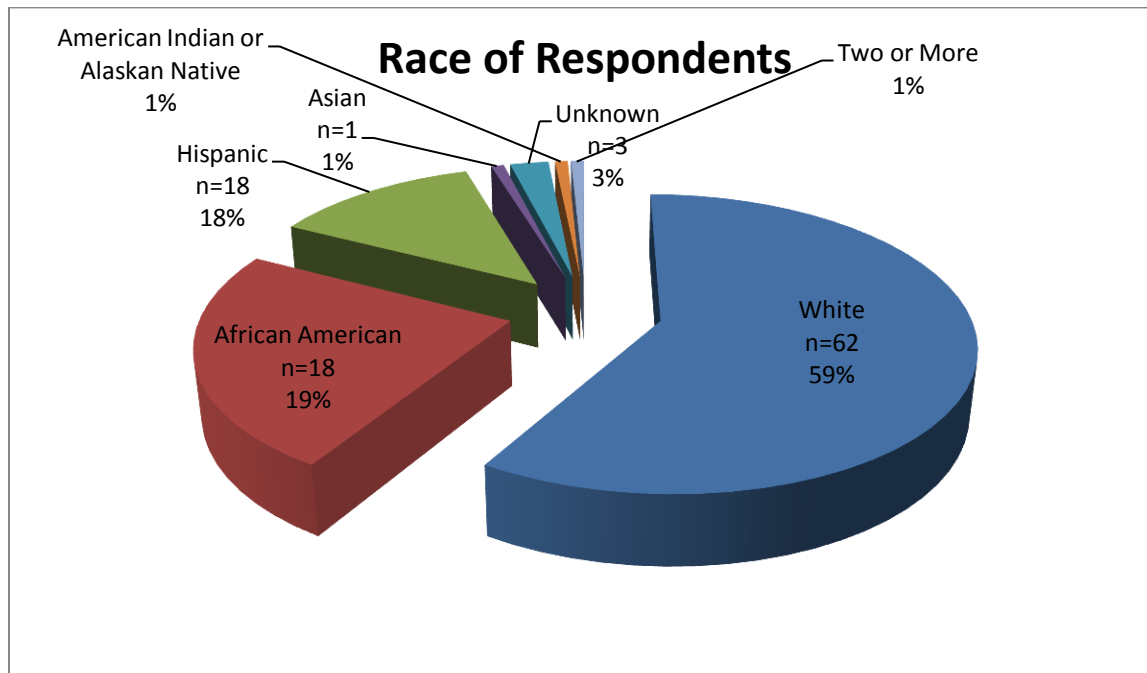
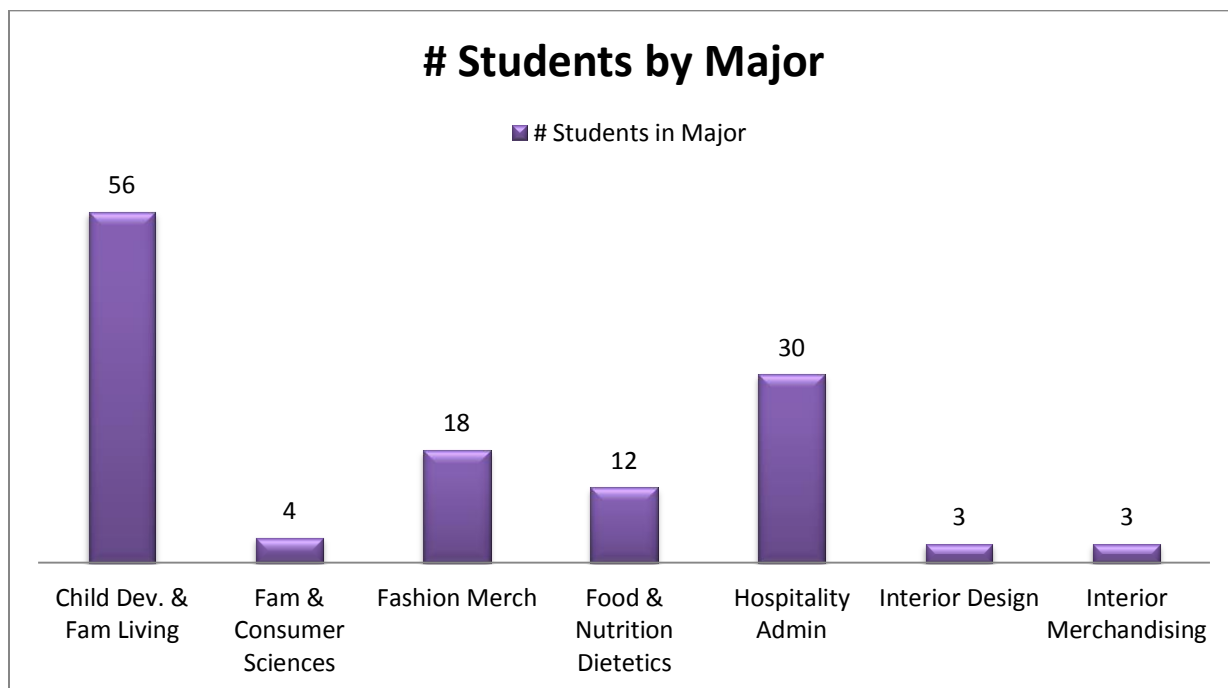


Figure 3





# Stephen F. Austin State University Senior Exit Survey Report

AY 2014 (Fall 2013 – Summer 2014)

## Questions Regarding Experiences at SFASU

Seniors were asked to respond to a number of questions regarding their time at Stephen F. Austin. Questions were asked about a variety of topics including their general reasons for staying at SFASU through graduation, what their plans were following graduation, what their experiences were like with a variety of campus services, other students and faculty, and how much they feel they have progressed. Students were also provided with open-ended follow-up questions so they could respond with additional information if they desired. Some colleges provided additional questions for their students to answer.

**Question Responses.** Students were prompted to answer a variety of closed-ended questions about SFASU and their major. On some questions, students were given the opportunity to add their own comments following the question. Comments from students are copied directly from the results of the survey and are not altered. For ease of understanding, comments are listed following the results of the closed-ended question to which they pertain. Not all questions provided the opportunity for respondents to add their own text. The results from these questions for students with a major in the School of Human Sciences (n=126) are below.

### **Question 1. Where did you work while enrolled at SFA?**

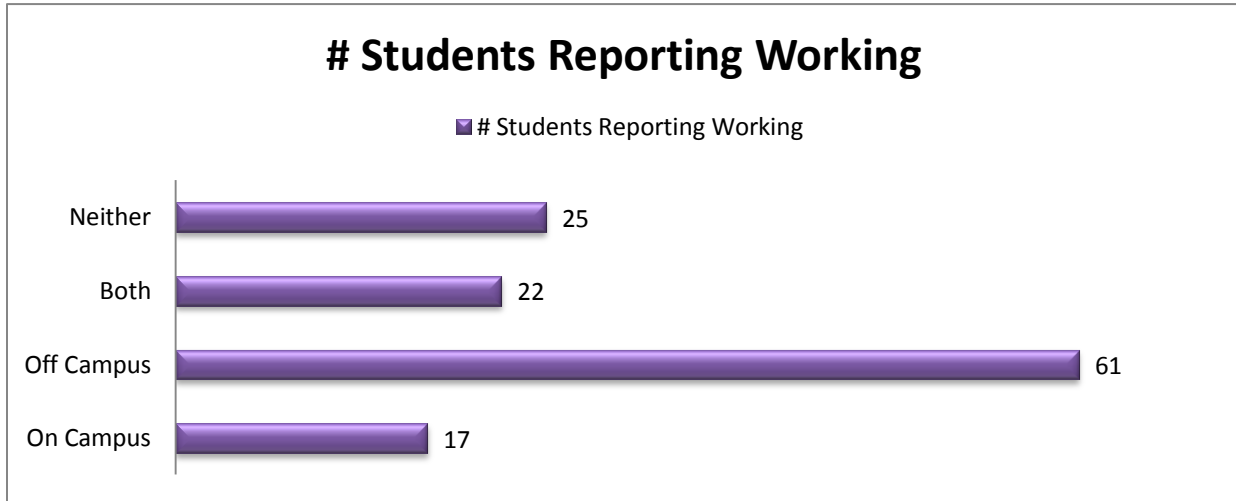
<b>While enrolled at SFA, I was working</b>		
	<b>Frequency</b>	<b>Percent</b>
<b>On Campus</b>	17	13.5%
<b>Off Campus</b>	61	48.4%
<b>Both</b>	22	17.5%
<b>Neither</b>	25	19.8%



# Stephen F. Austin State University Senior Exit Survey Report

AY 2014 (Fall 2013 – Summer 2014)

Figure 4



## Question 2. How many hours did you work while enrolled at SFA?

While enrolled at SFA, I worked an average of \_\_\_ hours per week.

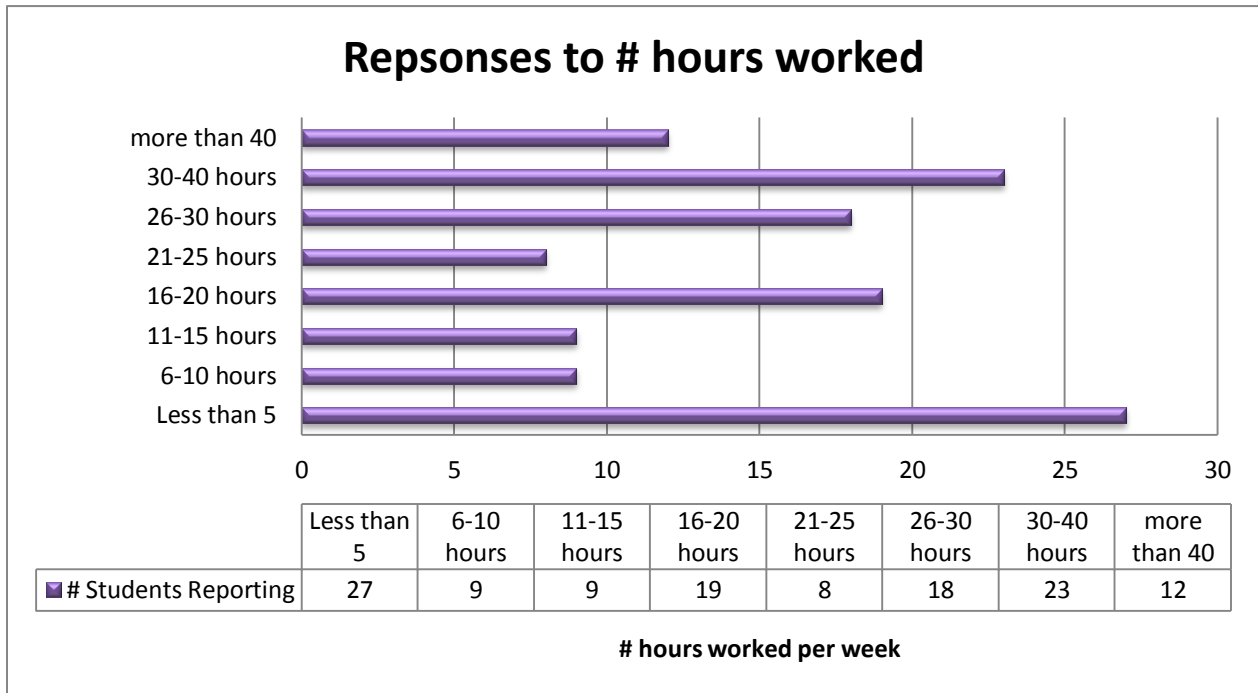
	Frequency	Percent
Less than 5	27	21.4%
6-10	9	7.1%
11-15	9	7.1%
16-20	19	15.1%
21-25	8	6.3%
26-30	18	14.3%
30-40	23	18.3%
More than 40	12	9.5%



# Stephen F. Austin State University Senior Exit Survey Report

AY 2014 (Fall 2013 – Summer 2014)

Figure 5



### Question 3. Top 3 reasons choosing SFA.

What were the three most important reasons for staying at SFA?

	Frequency	Percentage
Cost	49	38.9%
Size	58	46.0%
Social atmosphere	32	25.4%
Location	54	42.9%
Types of programs available	56	44.4%
Availability of scholarship/financial aid	17	13.5%
Academic reputation	15	11.9%
To be with friends	35	27.8%
Advice of parents or relatives	16	12.7%
Other (please specify)	23	18.3%



# Stephen F. Austin State University Senior Exit Survey Report

AY 2014 (Fall 2013 – Summer 2014)

Those answering, “Other (please specify)” were given the opportunity to write in other reasons for staying, students original text was:

By the time I realized my mistake, it was too late. I was already too close to graduation.	Campus Organizations (Greek Life, Driving Jacks, Etc)	cheerleading
Chiild Development Online Courses	Dance Team	Degree is only offered at a few places in Texas for the 4 year degree plan.
Didn't feel like transferring again	I did not live at SFASU	I just liked it.
I'd already taken classes here	job continued education	live in Odessa, Tx
off campus	online access	online courses
Online degree	online degree option	Online degree programs
Relationships/mentorship made with professors	The online program for headstart teachers supported my career.	Too much work to transfer

## Question 4. Plans after graduation.

What are your plans after graduation (check all that apply)?

	Frequency	Percentage
Continue current job	36	28.6%
Begin a new job	62	49.2%
Interview for jobs	73	57.9%
Begin looking for a job	56	44.4%
Pursue additional undergraduate education	7	5.6%
Attend graduate school	29	23.0%
Volunteer Service (Peace Corps, Red Cross, Americorp, etc.)	7	5.6%
No plans for a job at this time	1	0.8%
Start or raise a family	16	12.7%
Serve in the military	1	0.8%
Other (please specify)	6	4.8%

Students responding “Other (please specify)” were then given space to write in other plans. The original text was:

• Dietetic internship	• Have already been job hunting	• seek promotion and pay raise
• travel the world	• unpaid internship	



# Stephen F. Austin State University Senior Exit Survey Report

AY 2014 (Fall 2013 – Summer 2014)

## Question 5. General Experience at SFA:

Students were asked to answer five statements evaluating their experience at SFA. Answer choices were arranged on a Likert-scale with five choices: 5 = Strongly Agree; 4 = Agree; 3 = Neither Agree nor Disagree; 2 = Disagree; 1 = Strongly Disagree.

Please tell us about your experience at SFA.

	Average Rating	Strongly Agree	Agree	Neither Agree Nor Disagree	Disagree	Strongly Disagree
Overall, I had a satisfying educational experience at SFA.	4.33	58 (46%)	55 (43.7%)	9 (7.1%)	1 (.8%)	2 (1.6%)
I would definitely recommend SFA to others.	4.36	66 (52.4%)	45 (35.7%)	9 (7.1%)	3 (2.4%)	2 (1.6%)
I felt a sense of community in my time at SFA.	4.17	60 (47.6%)	38 (30.2%)	18 (14.3%)	6 (4.8%)	3 (2.4%)
If I could start college over, I would choose to graduate with the same major.	3.95	53 (42.1%)	36 (28.6%)	21 (16.7%)	7 (5.6%)	8 (6.3%)
If I could start college over, I would still choose SFA.	4.13	60 (47.6%)	38 (30.2%)	15 (11.9%)	7 (5.6%)	5 (4.0%)

## Question 6. Students' experience with fellow students:

Students were asked to answer eight statements evaluating their experiences with their fellow students at SFA. Answer choices were arranged on a Likert-scale with five choices: 5 = Strongly Agree; 4 = Agree; 3 = Neither Agree nor Disagree; 2 = Disagree; 1 = Strongly Disagree.

Please tell us about your experience with fellow students in your major during your study at SFA.

	Average Rating	Strongly Agree	Agree	Neither Agree Nor Disagree	Disagree	Strongly Disagree	No Answer
Students in my major are motivated to learn.	4.21	54 (42.9%)	47 (37.3%)	13 (10.3%)	5 (4.0%)	2 (1.6%)	5 (4%)
Students in my major are competitive with each other.	3.78	31 (24.6%)	46 (36.5%)	30 (23.8%)	9 (7.1%)	3 (2.5%)	7 (5.6%)





## Stephen F. Austin State University Senior Exit Survey Report

**AY 2014 (Fall 2013 – Summer 2014)**

<b>Students in my major are supportive and help each other meet the academic demands of the program.</b>	4.29	56 (44.4%)	47 (37.3%)	18 (14.3%)	0	1 (.8%)	4 (3.2%)
<b>Students in my major are interested in a broad range of ideas from many disciplines.</b>	4.12	48 (38.1%)	47 (37.7%)	19 (15.1%)	3 (2.4%)	3 (2.4%)	6 (4.8%)
<b>Students in my major are career oriented.</b>	4.28	49 (38.9%)	57 (45.2%)	15 (11.9%)	0	0	5 (4%)
<b>Students in my major communicate effectively.</b>	4.12	47 (37.3%)	52 (41.3%)	14 (11.1%)	5 (4%)	3 (2.4%)	5 (4%)
<b>Students in my major are academically honest.</b>	4.09	45 (35.7%)	49 (38.9%)	19 (15.1%)	6 (4.8%)	1 (.8%)	6 (4.8%)
<b>Students in my major are willing to contribute to group work.</b>	4.00	38 (30.2%)	57 (45.2%)	20 (15.9%)	6 (4.8%)	2 (1.6%)	3 (2.4%)

Students were then given the opportunity to write in other comments regarding their peers, students original text was:

<b>Please add any additional comments about your experiences with fellow students:</b>		
:)	Feel like the community is more supportive if students the SFA actually is. Staff and employees are extremely ride is almost every department.	I have had nothing but good experiences with my fellow students.
although i reside 8 hours away, i feel that with my online courses i became familiar with several students in my major.	Fellow students are helpful.	I learned more life lessons from extracurricular activities than from schoolwork or classes.
Every one is pretty friendly and very helpful	I did not know anyone else in my major.	In my major, there are several courses that require an adequate amount of group work
Everyone was very friendly and helpful.	I enjoyed my time at sfa.	It had it's ups and downs but overall it was an great experience.
Love hospitality	N/A	Nope
Overall I have had a good experience with students here at SFA	The campus life and sense of community are what made me like SFA the most while here.	We all work hard and push each other to keep going.



# Stephen F. Austin State University Senior Exit Survey Report

AY 2014 (Fall 2013 – Summer 2014)

## Question 7 Students' experience with faculty:

Students were asked to answer fifteen statements evaluating their experiences with their fellow students at SFA. Answer choices were arranged on a Likert-scale with five choices: 5 = Strongly Agree; 4 = Agree; 3 = Neither Agree nor Disagree; 2 = Disagree; 1 = Strongly Disagree.

Please tell us about your experience with faculty in your major at SFA.

	Average Rating	Strongly Agree	Agree	Neither Agree Nor Disagree	Disagree	Strongly Disagree	No Answer
Faculty are knowledgeable about what they are teaching.	4.25	52 (41.3%)	54 (42.9%)	15 (11.9%)	3 (2.4%)	0	2 (1.6%)
Faculty have good instructional skills.	4.10	44 (34.9%)	56 (44.4%)	17 (13.5%)	6 (4.8%)	1 (.8%)	2 (1.6%)
Faculty are effective teachers.	4.10	43 (34.1%)	57 (45.2%)	18 (14.3%)	5 (4%)	1 (.8%)	2 (1.6%)
Faculty are interested in the personal development of students.	4.19	53 (42.1%)	48 (38.1%)	18 (14.3%)	4 (3.2%)	1 (.8%)	2 (1.6%)
Faculty are interested in the academic development of students.	4.33	57 (45.2%)	53 (42.1%)	12 (9.5%)	2 (1.6%)	0	2 (1.6%)
Faculty are interested in the professional, and career development of students.	4.32	56 (44.4%)	54 (42.9%)	12 (9.5%)	2 (1.6%)	0	2 (1.6%)
Faculty introduce students to a broad range of ideas, perspectives and worldviews.	4.22	54 (42.9%)	50 (39.7%)	15 (11.9%)	3 (2.4%)	2 (1.6%)	2 (1.6%)
Faculty respond to undergraduate students regarding their needs, concerns, and suggestions.	4.18	49 (38.9%)	55 (43.7%)	15 (11.9%)	3 (2.4%)	2 (1.6%)	2 (1.6%)
Students are encouraged to become acquainted with the department's faculty.	4.16	53 (42.1%)	47 (37.3%)	17 (13.5%)	5 (4.0%)	2 (1.6%)	2 (1.6%)
Students are encouraged to participate in professional clubs and organizations.	4.27	56 (44.4%)	53 (42.1%)	10 (7.9%)	2 (1.6%)	3 (2.4%)	2 (1.6%)
Students are encouraged to attend professional seminars and presentations.	4.26	57 (45.2%)	49 (38.9%)	13 (10.3%)	3 (2.4%)	2 (1.6%)	2 (1.6%)
Students are encouraged to become familiar with current and emerging technology.	4.31	55 (43.7%)	54 (42.9%)	13 (10.3%)	2 (1.6%)	0	2 (1.6%)
Students are encouraged to participate in research or creative projects with faculty or other students.	4.22	52 (41.3%)	54 (42.9%)	12 (9.5%)	5 (4%)	1 (.8%)	2 (1.6%)
I found my major to be characterized by mutual respect between undergraduate majors and professors.	4.17	52 (41.3%)	52 (41.3%)	13 (10.3%)	3 (2.4%)	4 (3.2%)	2 (1.6%)
I found my major academically stimulating.	4.30	58 (46%)	50 (39.7%)	11 (8.7%)	5 (4%)	0	2 (1.6%)



## Stephen F. Austin State University Senior Exit Survey Report

AY 2014 (Fall 2013 – Summer 2014)

Students were then given the opportunity to write in other comments regarding the faculty, students original text was:

<b>Please add any additional comments about your experiences with faculty in your major:</b>		
During my stay, i failed two classes, but retook both with different teachers and made an A. It seems to me like maybe the school needs to look at this statistic closey and see that maybe there is an issue with a few teachers.	Everyone is so nice and very helpful when you need help.	I has been a great learning experience. I loved every second.
It was good.	many of the professors are helpful, while some are not. Dr Pfaffenberg is one of those professors. He is incredibly rude, confusing, and off topic. He never taught and when he did, he was almost always off topic. When I asked for help he never gave it to me. He always had rude comments or made fun of my to the entire class. He is without a doubt the most offensive person I have ever met.	Most of my experiences have been good. The only thing is that some of the teaching methods are dated and not geared to get a good response from millennial students. Millennials have been taught from the very beginning to collaborate and use teamwork. The head faculty member does not work well with this in the classroom but is overall a good professor because she does care about her students.
Most of my professors were willing to go above and beyond to help me. Overall I had a good experience with my professors. There was only one professor throughout my collegiate career that tried to avoid because of her closemindedness.	Some faculty specilaly Drs. are seems more prepare for class than do other faculty. They seem to care more about the students concerns than others. For example I had this teacher who lost my exam and posted a zero in my grade without notifying me why she did it. I think that was really unprofessional of her.	The faculty for the Hospitality Administration program are definitely all of the above!
The faculty in my major really care about us and want to see us succeed.	The faculty was more than happy and willing to help me in any way I needed with questions I had during my time at SFA.	The good professors are REALLY good. The bad professors are REALLY bad.
The teachers in my program are really awesome. They always take time out to say, "Hi, how are you," even after I finish their class.	There were definetly more than a few bad professors mixed in with the good ones.	They are all very nice and generally interested in students well-being academically, and are considerate of personal matters.



# Stephen F. Austin State University Senior Exit Survey Report

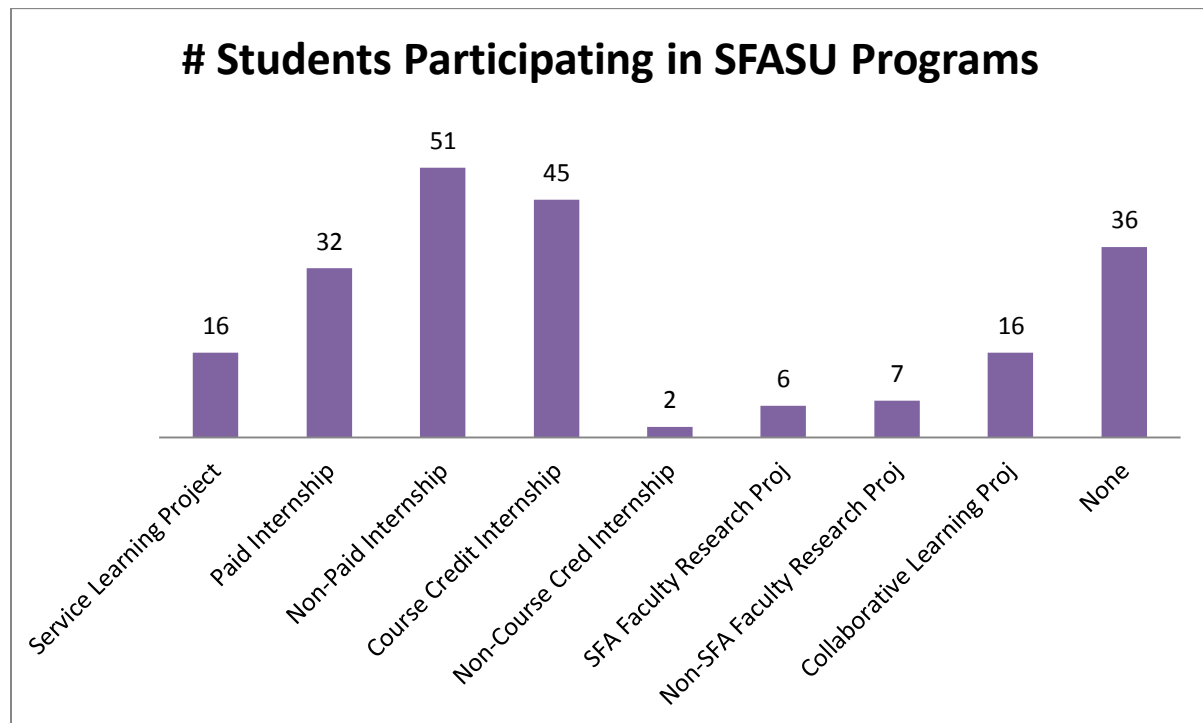
AY 2014 (Fall 2013 – Summer 2014)

## Question 9 Students’ participation in programs offered by SFASU:

Students were asked to check all programs at SFASU in which they participated. The table below outlines the number of respondents from the School of Human Sciences who indicated that they participated in the following programs.

	# Students Indicating Participation	Percent
Service Learning Project	16	12.7%
Paid Internship	32	25.4%
Non-Paid Internship	51	40.5%
Course Credit Internship	45	35.7%
Non-Course Credit Internship	2	1.6%
SFA Faculty Research Project	6	4.8%
Non-SFA Faculty Research Project	7	5.6%
Collaborative Learning Project	16	12.7%
None	36	28.6%

Figure 6



Students were then given the opportunity to write in comments to the question, “How did your campus involvement enhance your overall SFA experience?”:



## Stephen F. Austin State University Senior Exit Survey Report

AY 2014 (Fall 2013 – Summer 2014)

<b>How did your campus involvement enhance your overall SFA experience?:</b>		
a lot		n/a
Allow for community	It allowed me to socialize with people.	It gave me a reason to be held at SFA. If you don't have a reason for being where you are, then you will most likely be miserable and not enjoy your college experience.
Being involved on campus made me feel more connected to the University, and it made the transition from high school to college easier.	Being involved on campus made me feel more connected to the University, and it made the transition from high school to college easier.	It helped a lot. Learned a lot about SFA and also the city of Nacogdoches
Being involvement on campus is what made SFA fun	It help me grow into an adult	It helped me break out of my shell and figure out what I wanted to do in life.
Being on campus was great. It really added to the experience. I was only on campus for a year though....	It allowed me to socialize with people.	It helped me feel more as a part of the community here.
By building relationships you can receive more information about activities on/off campus and in return you meet more new people	Allow for community	It made it more exciting and enjoyable. I got to meet some new people.
greatly!	It helped me to meet people and build relationships with those in my major.	It made me enjoy my stay and become more sociable .
I am an online student located in Houston.	It made it easier to adapt to a new place without family	It made me feel good to be a part of something and meet great people.
I appreciate the community and the career experience I gained. It had nothing to do with the school itself.	I probably would not have enjoyed SFA without my campus involvement	It made my college experience much better
I felt a sense of community.	I was a distance learning student ONLY.	It makes me so welcome by the community and students.
I had a really great experience at SFA. I really broke out of my shell.	I was able to represent SFA and my major while out in the Nacogdoches community.	It really made me feel like I belonged and really made me enjoy SFA a lot more
I have learned more about my major and have had a great time making friends and long lasting memories here at SFA.	I was not on campus.	more experience
I live in MS and never had the opportunity to visit the campus .	I wasn't involved on campus.	Pushed me to do better and do things for the community.
I loved being involved with Hospitality Administration Society!	If not for my involvement on campus I would not have stayed at SFASU	Some of my classes helped prepare me, while others were a waste of time. I found out that one class has been restructured and I agree with the change. Others have been helpful in providing hands on experience.
It was an eye opening experience	It was good	My campus involvement helped to build a network while matriculating my time here at SFA
knowing more people	Made me more connected to SFA	It gave me a reason to be held at SFA. If you don't have a reason for being where you are, then you will most likely be miserable and not enjoy your college experience.
It helped a lot. Learned a lot about SFA and also the city of Nacogdoches		



# Stephen F. Austin State University Senior Exit Survey Report

AY 2014 (Fall 2013 – Summer 2014)

## Question 10 Students' perception about how much academic progress made:

All the students (N = 1236) answered the six questions regarding the perceptions of skills gained in the areas. Five-Likert-Scale was used with 5 = Excellent; 4 = Very Good; 3 = Good; 2 = Fair; and 1 = Poor (Table 8).

As a result of studying at SFA, how much progress do you feel you have made in the following areas?

	Average	Excellent	Very Good	Good	Fair	Poor
<b>Critical Thinking Skills - creative Thinking, innovation, inquiry, analysis, evaluation, and synthesis of information</b>	4.18	52 (41.3%)	41 (32.5%)	24 (19%)	2 (1.6%)	1 (.8%)
<b>Communication Skills - effective development, interpretation, and expression of ideas through written, oral and visual Communication</b>	4.25	60 (47.6%)	35 (27.8%)	21 (16.7%)	3 (2.4%)	1 (.8%)
<b>Empirical and Quantitative Skills - the manipulation and analysis of numerical data or observable facts in informed conclusions</b>	4.00	47 (37.3%)	36 (28.6%)	28 (22.2%)	8 (6.3%)	1 (.8%)
<b>Teamwork - the ability to consider different points of view and to work effectively with others to support a shared purpose or goal</b>	4.22	54 (42.9%)	43 (34.1%)	19 (15.1%)	3 (2.4%)	1 (.8%)
<b>Personal Responsibility - the ability to connect choices, actions, and consequences to ethical decision-making</b>	4.32	63 (50%)	38 (30.2%)	14 (11.1%)	4 (3.2%)	1 (.8%)
<b>Social Responsibility - intercultural competence, knowledge of civic Responsibility, and the ability to engage effectively in regional, national, and global communities</b>	4.25	62 (49.2%)	34 (27%)	17 (13.5%)	6 (4.8%)	1 (.8%)



## Stephen F. Austin State University Senior Exit Survey Report

**AY 2014 (Fall 2013 – Summer 2014)**

Students were then given the opportunity to write in other comments regarding areas of study at SFASU that need further improvement, students original text was:

<b>Please add any additional comments on the areas of study at SFA that need further improvement:</b>		
Don't get me started.	Fashion merchandise should be recognized more. The building were is located has a avoidance approach, unlike other buildings. Also SFA should recognize that no fashion designers major are held at SFA only Fashion Merchandise.	I feel like it was very beneficial to work with other individuals and gain a network of people to work with in the future.
I think being at SFA and learning how to study helped me so much my freshman year. I can see a huge improvement from back then to now.	none	too much emphasis on teamwork, and incorrect theories about teamwork. not enough self-think or individual opportunitites
real life experience	None	



# Stephen F. Austin State University Senior Exit Survey Report

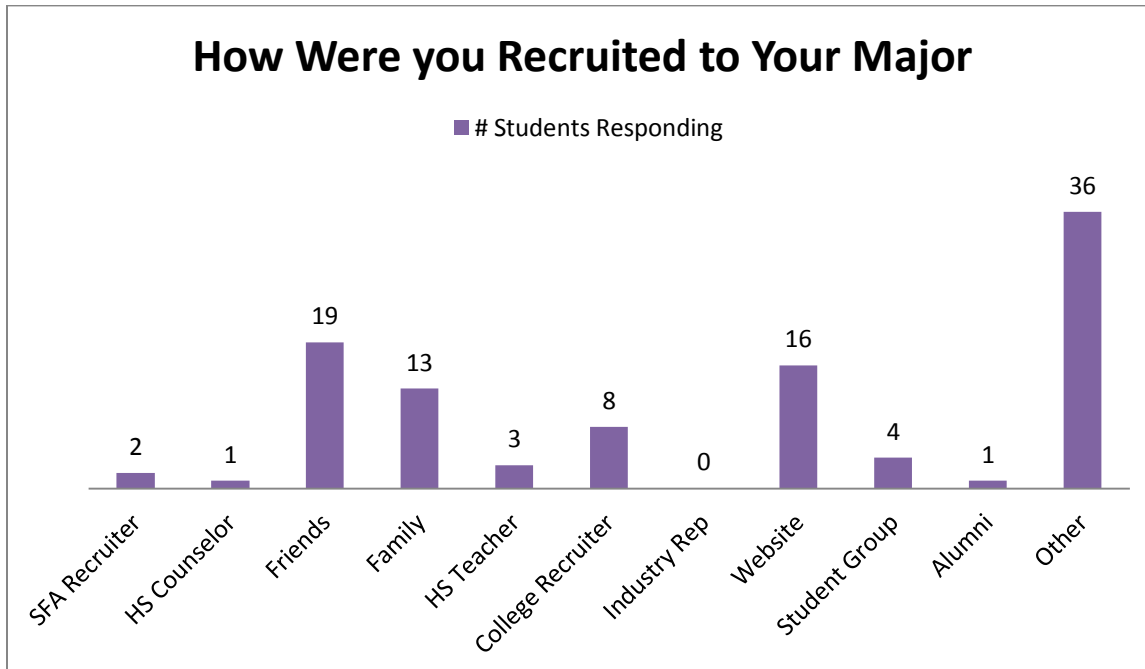
AY 2014 (Fall 2013 – Summer 2014)

**Questions focusing on the School of Human Sciences & the Perkin’s College of Education (PCOE).** Students who indicated that they were part of the School of Human Sciences based on their major were asked to answer a series of questions specific to their majors & college. Of the 126 seniors with majors in the School of Human Sciences who completed the survey, 103 of them completed the section specific to Human Sciences. For all the questions below, n=103. The results from these major focused questions are outlined below.

## Question 1: How were you recruited into your major?

Students in the School of Human Sciences were asked to identify how they were recruited into their major.

Figure 7







## Stephen F. Austin State University Senior Exit Survey Report

AY 2014 (Fall 2013 – Summer 2014)

Those answering, “Other” were given the opportunity to write in other ways they were recruited to their major, students original text was:

A college advisor	already working in this field	Football
academic advisor suggestions	Career Services	found out from an online list of schools with my major
Admissions advisor	destination management class	GETCAP Head Start
Advisor in the Education building	Director/boss	Head Start
Advisor in the Education building	Employer-Professional Development	Head Start Completer Program
I chose it myself. Never toured campus. Never dealt with the faculty or knew what the program entailed prior to actually being in class.	I've always wanted to teach in my field	self choice
I find it through friends and already being here	my current job.	Was undecided so through my SFA 101 undecided class I was able to learn about my major. Also, when I came to my orientation, there was a girl who was interning for the summer and she was a Hospitality Major
I was a speech pathology major and i changed to HMS.	Myself	I was on a basketball scholarship wanted to study architecture but we don't have architectural design here so I did the next thing which was interior design/merchandising
I was young and naive	Orientation	Research

### **Question 2: Tell us what you think about the Human Sciences program.**

Students in the School of Human Sciences were asked to answer several questions specifically regarding the program.

	Average	Strongly Agree	Agree	Neutral	Disagree	Strongly Disagree
<b>During my tenure at SFA, workplace trends were discussed.</b>	4.32	52 (41.3%)	35 (27.8%)	14 (11.1%)	1 (.8%)	1 (.8%)
<b>I had leadership opportunities while at SFA.</b>	4.32	57 (45.2%)	26 (20.6%)	17 (13.5%)	2 (1.6%)	1 (.8%)
<b>I would recommend my major to others.</b>	4.33	60 (47.6%)	27 (21.4%)	10 (7.9%)	2 (1.6%)	4 (3.2%)
<b>I am satisfied with the facilities in Human Sciences.</b>	4.20	52 (41.3%)	32 (25.4%)	9 (7.1%)	8 (6.3%)	2 (1.6%)



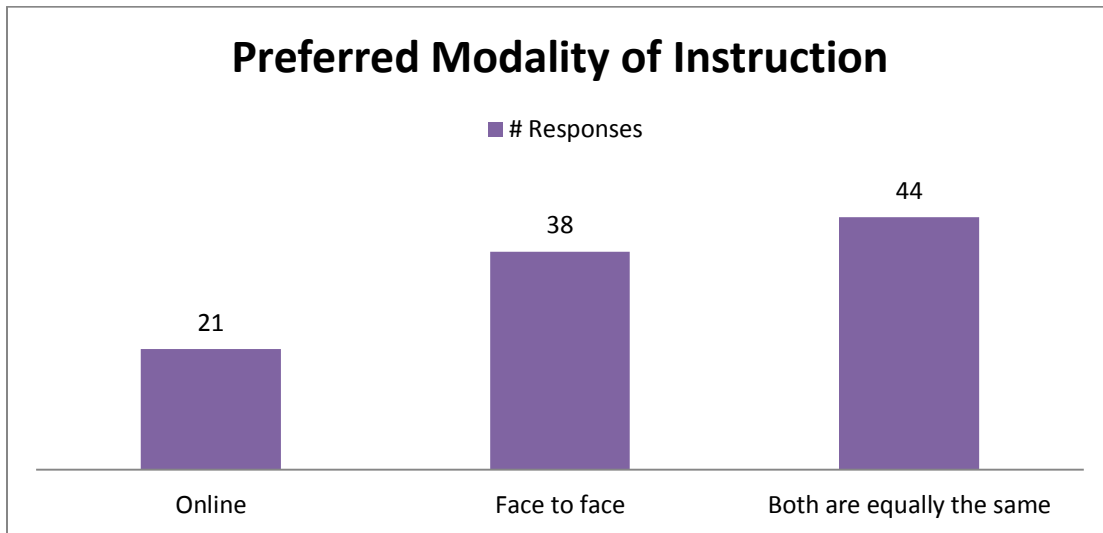
# Stephen F. Austin State University Senior Exit Survey Report

AY 2014 (Fall 2013 – Summer 2014)

### Question 3: What type of instruction do you prefer?

Students were asked to identify what type of instruction modality they preferred.

Figure 8



### Question 4: Please indicate your level of agreement on the following statements:

Students were asked to respond to a series of questions regarding the Perkins School of Education.

	Average	Strongly Agree	Agree	Neutral	Disagree	Strongly Disagree
My coursework in the PCOE has prepared me for my chosen field.	4.18	43 (34.1%)	40 (31.7%)	16 (12.7%)	4 (3.2%)	0
The Student Services & Advising Center staff was helpful in advising me.	4.19	42 (33.3%)	43 (34.1%)	14 (11.1%)	4 (3.2%)	0
My courses were connected to the mission of the PCOE.	4.18	40 (31.7%)	46 (36.5%)	14 (11.1%)	2 (1.6%)	1 (.8%)
Staff members in the PCOE were helpful.	4.16	39 (31%)	45 (35.7%)	15 (11.9%)	4 (3.2%)	0
Overall, I enjoyed my major/minor in the PCOE.	4.27	46 (36.5%)	45 (35.7%)	8 (6.3%)	2 (1.6%)	2 (1.6%)